

# TENTE

BETTER MOBILITY. BETTER LIFE.

## MATERIALS HANDLING SOLUTIONS



MATERIALS HANDLING CATALOGUE 2021

# TENTE

BETTER MOBILITY. BETTER LIFE.

# TENTE CASTORS & WHEELS PTY LTD

## HISTORY

Tente is a family owned Castor Company established in Germany in 1923, and has been trading in Australia since 2012 with a long history of Materials Handling experience. Tente is an Innovator, Designer and Supplier who specialise in Solution Selling and Specialised Project Work.

All our products are available anywhere in Australia with on-site Representatives and Distributors in all States or you can deal direct through our Sydney Warehouse and Head Office. We can offer you an extensive range of quality products backed by an experienced team with years of industry knowledge.

## MISSION STATEMENT

Tente Australia will strive to be the leading supplier of Materials Handling Equipment in combination with the goal to be the market leader in solution selling, providing our customers with the complete requirements for creating Better Mobility. Better Life.

We will provide this by Innovation, Quality, Reliability, Technical Support and listening to our customers' needs, therefore creating Market Leading Solutions. Our brand is bringing the market to us and we are providing the resources to the market to achieve Tente and the clients' mutually beneficial goals.

### **Tente Castors & Wheels Pty Ltd**

Unit B4, 3 - 29 Birnie Avenue

Lidcombe NSW 2141

(PO Box 322, Sydney Markets NSW 2129)

Ph: 1300 836 831

[sales.au@tente.com](mailto:sales.au@tente.com)

[tente.com.au](http://tente.com.au)

Lidcombe NSW Showroom Open: Monday - Thursday 8.00am - 5.00pm Friday 8.00am - 4.00pm

Closed Weekends & Public Holidays

Delivery Australia Wide or Pick Up Lidcome NSW Premises





## TROLLEYS

PAGES 1 - 33



## PLASTIC STORAGE CONTAINERS

PAGES 34 - 52



## MANUAL HANDLING

PAGES 53 - 76



## PALLET HANDLING

PAGES 77 - 82



## HEIGHT ACCESS

PAGES 83 - 87



## SHELVING & RACKING

PAGES 88 - 93



## FACTORY EQUIPMENT & OFFICE STORAGE

PAGES 94 - 102



## SAFETY & HAZARDOUS STORAGE

PAGES 103 - 106

# TROLLEYS

## Prestar Platform Trolleys



### Prestar Platform Trolleys:

△ 5 Year Warranty △ Made In Japan △ Plastic Bumper △ Pressed Steel Platform △ Non Slip Vinyl Matting on Deck △ Rubber Castors △ Optional Brake Kit Available △ Replacement Castors Available



**NB101**  
△ 100mm Castors



**NF301**  
(Shown With Optional  
NFSKIT Foot Brake)  
△ 130mm Castors



**FL361**  
△ 130mm Castors



**NG401**  
△ 200mm Castors



**PM201P**  
△ Mesh Plastic Deck  
△ 100mm Castors



**PB101CP** (Shown In Picture)  
△ Plastic Deck  
△ 100mm Castors  
**P301CP**  
△ Plastic Deck  
△ 130mm Castors



**NB102** (Shown In Picture)  
△ 100mm Castors  
**NF302**  
△ 130mm Castors



**FL362**  
△ 130mm Castors



**NG402**  
△ 200mm Castors

Product Name	Model	Platform LxW (mm)	Handle Height (mm)	Capacity (kg)	Unit Weight (kg)
Prestar Platform Trolley Folding Handle	NB101	740x480	910	150	12.5
	NF301	910x610	1000	300	22.5
	FL361	1210x610	1000	300	28
	NG401	1240x790	1000	500	44
Prestar Mesh Plastic Platform Trolley Folding Handle	PM201P	810x505	915	200	9.7
Prestar Plastic Trolley Folding Handle	PB101CP	740x455	905	150	9
	PF301CP	915x600	905	300	14.5
Prestar Platform Trolley Fixed Handle	NB102	740x480	910	150	11.5
	NF302	920x610	1000	300	21
	FL362	1210x610	1000	300	27.5
	NG402	1240x790	1000	500	42



# TROLLEYS

## Prestar Platform & Multideck Trolleys



### Prestar Trolleys:

△ 5 Year Warranty △ Made In Japan △ Plastic Bumper  
△ Pressed Steel Platform △ Non Slip Vinyl Matting on Deck △ Rubber Castors △ Optional Brake Kit Available



**TF402**

△ Powdercoated Deck  
△ 130mm Castors



**PG502**

△ Powdercoated Deck  
△ 200mm Castors



**NB103**

△ 100mm Castors  
**NF303**  
△ 130mm Castors (Shown In Picture)



**FL363**

△ 130mm Castors



**NG403**

△ 200mm Castors

**NB104**

△ 580mm Between Decks  
△ 100mm Castors



**NF304**

△ 585mm Between Decks  
△ 130mm Castors



**NB127**

△ 530mm Between Decks  
△ 155mm High Removable Mesh Sides  
△ 100mm Castors



**NF327**

△ 520mm Between Decks  
△ 160mm High Removable Mesh Sides  
△ 130mm Castors

Product Name	Model	Platform LxW (mm)	Handle Height (mm)	Capacity (kg)	Unit Weight (kg)
Prestar Powdercoated Platform Trolley Fixed Handle	TF402	970x600	895	400	22.5
	PG502	1265x775	860	600	43
Prestar Platform Trolley 2 x Fixed Handles	NB103	740x480	910	150	13.5
	NF303	920x610	1000	300	24.5
	FL363	1210x610	1000	300	30.5
	NG403	1240x790	1000	500	49
Prestar 2 Tier Trolley	NB104	740x480	920	150	20
	NF304	920x610	1000	300	34
Prestar 2 Tier Trolley With Wire Sides	NB127	740x480	990	150	25
	NF327	920x610	1055	300	42
Prestar Plastic 2 Tier Trolley	PB104CP	625x455	860	150	13
	PF304CP	805x600	950	300	21

**PB104CP**

△ 475mm Between Decks

△ Plastic Decks

△ 100mm Castors

**PF304CP** (Shown in Picture)

△ 495mm Between Decks

△ Plastic Decks

△ 130mm Castors





# TROLLEYS

## Prestar Multideck & Mesh Trolleys



### Prestar Trolleys:

△ 5 Year Warranty △ Made In Japan △ Plastic Bumper △ Pressed Steel Platform △ Non Slip Vinyl Matting on Deck △ Rubber Castors



**NB105**  
△ 290mm Between Decks  
△ 100mm Castors



**NF305**  
△ 290mm Between Decks  
△ 130mm Castors



**PB105CP**  
△ Plastic Deck  
△ 210mm Between Decks  
△ 100mm Castors



**PF305CP**  
△ Plastic Deck  
△ 235mm Between Decks  
△ 130mm Castors



**NB107**  
△ Removable Mesh Sides  
△ 2 Longer Sides Fold Down  
△ 100mm Castors  
**NF307 (Shown In Picture)**  
△ Removable Mesh Sides  
△ 2 Longer Sides Fold Down  
△ 130mm Castors



**NG407**  
△ Removable Mesh Sides  
△ 2 Longer Sides Fold Down  
△ 200mm Castors

Product Name	Model	Platform LxW (mm)	Handle Height (mm)	Capacity (mm)	Unit Weight (kg)
Prestar 3 Tier Trolley	NB105	740x480	920	150	27
	NF305	920x610	1000	300	45
Prestar Plastic 3 Tier Trolley	PB105CP	625x455	865	150	16.5
	PF305CP	805x600	970	300	26.5
Prestar Removable Mesh Sides Trolley	NB107	740x480	970	150	19.7
	NF307	920x610	1000	300	32.5
	NG407	1240x790	980	500	62



# TROLLEYS

## Prestar Trolley Braking Systems



### Prestar Trolleys:

△ 5 Year Warranty △ Made In Japan △ Plastic Bumper △ Pressed Steel Platform △ Non Slip Vinyl Matting on Deck △ Rubber Castors



**NBWB101**  
△ Dead Man Brake  
△ Folding Handle  
△ 100mm Castors




**NF301HB**  
△ Safety Handbrake  
△ Folding Handle  
△ 130mm Castors



**NFWB301**  
△ Dead Man Brake  
△ Folding Handle  
△ 130mm Castors



**NF307HB**  
△ Safety Handbrake  
△ Fixed Handle  
△ 130mm Castors



**NBSKIT**  
△ Suits all NB Models  
△ Footbrake

**NFSKIT**  
△ Suits all NF & FL Models  
△ Footbrake



**NGSKIT**  
△ Suits all NG Models &  
Cannot be Retrofitted  
△ Footbrake

Product Name	Model	Platform LxW (mm)	Handle Height (mm)	Capacity (kg)	Unit Weight (kg)
Prestar Deadman Brake Models – Releasing Hand Lever Applies Brake to Slow Down or Fully Stop Trolley, Useful When Moving Up or Down Sloping Surfaces – Cannot Be Retrofitted	NBW101	740x480	930	150	12
	NFWB301	910x610	1010	300	20.5
Prestar Safety Handbrake Models – Brake Engages When Handle is Released, Without Lever on the Handle Depressed, Trolley Will Not Move – Cannot Be Retrofitted	NF301HB	910x610	1020	300	23.5
	NF307HB	910x610	1020	300	34
Prestar Footbrake Options - Fitted to Fixed Wheels at Rear of Platform	NBSKIT Suits all NB Models				
	NFSKIT Suits all NF & FL Models				
	NGSKIT Suits all NG Models				

# TROLLEYS

## Jumbo Economy Platform Trolleys



### Jumbo Economy Trolleys:

△ Double Steel Platform for Higher Durability △ All Round PVC Bumper Strip △ Reinforced Anti-Slip Platform △ Non-Marking Polyurethane Castors △ Well Designed Folding Joints △ Made in Thailand



Product Name	Model	Platform LxW (mm)	Handle Height (mm)	Capacity (kg)
Jumbo Economy Platform Trolley Folding Handle	HL-110	745x485	1000	220
	HB-210	915x615	1000	370
	HG-510	1170x765	1000	650
Jumbo Economy Platform Trolley Folding Handle with Foot Brake	HB-210JCF	945x615	1000	370
Jumbo Economy Platform Trolley Folding Handle with Dead Man Hand Brake	HB-210JCK	940x615	1000	370
Jumbo Economy Platform Trolley Fixed Handle	HG-511	1170x765	1000	650
Jumbo Economy Platform Trolley Double Handle	HB-212	935x615	1000	370



# TROLLEYS

## Jumbo Economy Multideck & Mesh Trolleys



### Jumbo Economy Trolleys:

△ Double Steel Platform for Higher Durability △ All Round PVC Bumper Strip △ Reinforced Anti-Slip Platform △ Non-Marking Polyurethane Castors 2 x Fixed & 2 x Swivel △ Made in Thailand



#### HL-120D

△ Stainless Steel Handles

△ 100mm Castors

#### HB-220D (Shown In Picture)

△ Stainless Steel Handles

△ 125mm Castors



#### HL-120M

△ Zinc Plated Mesh Panels

△ Stainless Steel Handles

△ 100mm Castors



#### HB-220M

△ Zinc Plated Mesh Panels

△ Stainless Steel Handles

△ 125mm Castors



#### HL-113

△ Folding Wire Mesh Sides

△ Stainless Steel Handles

△ 100mm Castors

#### HB-213

△ Folding Wire Mesh Sides

△ Stainless Steel Handles

△ 125mm Castors

#### HG-513 (Shown In Picture)

△ Folding Wire Mesh Sides

△ Stainless Steel Handles

△ 200mm Castors



#### HB-230D

△ Stainless Steel Handles

△ 125mm Castors

Product Name	Model	Platform LxW (mm)	Handle Height (mm)	Capacity (kg)
Jumbo Economy 2 Tier Trolley	HL-120D	785x485	1010	220
	HB-220D	965x615	1000	370
Jumbo Economy 2 Tier Trolley With Zinc Plated Mesh Panels	HL-120M	790x485	1010	220
	HB-220M	970x615	1095	370
Jumbo Economy Mesh Cage Trolley With Folding Wire Mesh Sides	HL-113	740x480	1000	370
	HB213	1000x615	1000	370
	HG-513	1170x765	1000	650
Jumbo Economy 3 Tier Trolley	HB-230D	935x615	1000	370

# TROLLEYS

## Multi Deck Trolleys



### Powdercoated Steel Modular Traymobiles:

△ Strong Metal Construction △ 125mm Swivel Tente Castors (Optional Brakes Available) △ Colours Grey & Wedgewood Blue △ Made in Australia



**TRM3/1100X600** (Shown in Picture)  
**TRM3/900X600**  
△ 125mm Castors



**TRM2/1100X600**  
**TRM2/900X600** (Shown in Picture)  
With Optional Brake Castors  
△ 125mm Castors



**Multi Deck Powdercoated Trolley**  
Built to Customer Requirements



**Multi Deck Stainless Steel Trolley**  
Built to Customer Requirements



### Stainless Steel Traymobiles:

△ Fully Welded Stainless Steel Construction △ Recessed or Raised 50mm Edges on 3 x Sides △ 125mm Swivel Stainless Steel Castors (Optional Brakes Available) △ Revolving Buffers △ Made in Australia



**V312.075**  
**V312.090**  
**V312.1050** (Shown in Picture)  
△ Recessed Shelves  
△ 125mm Castors



**V314.075**  
**V314.090** (Shown in Picture)  
**V314.1050**  
△ Recessed Shelves  
△ 125mm Castors



**V304.061**  
**V304.090** (Shown in Picture)  
△ 50mm Raised Shelf Edges x 3 Sides  
△ 125mm Castors



**V306.061**  
**V306.090** (Shown in Picture)  
△ 50mm Raised Shelf Edges x 3 Sides  
△ 125mm Castors



**Multi Deck Stainless Steel Nally Bin Trolley**  
Built to Customer Requirements

Product Name	Model	Platform LxW (mm)	Handle Height (mm)	Top Shelf Height (mm)	Distance Between Decks (mm)	Capacity (kg)
Powdercoated Steel 2 Tier Traymobile	TRM2/900x600	900x600	1035	900	675	100
	TRM2/1100x600	1100x600	1035	900	675	100
Powdercoated Steel 3 Tier Traymobile	TRM3/900x600	900x600	1035	900	315	100
	TRM3/1100x600	1100x600	1035	900	315	100
Stainless Steel 2 Tier Traymobile (Recessed Shelves)	V312.075	750x500	1010	900	430	60
	V312.090	900x500	1010	900	430	60
	V312.1050	1050x500	1010	900	430	60
Stainless Steel 2 Tier Traymobile (50mm Raised Edges x 3 Sides)	V304.061	610x450	950	800	440	60
	V304.090	900x500	1050	900	440	60
Stainless Steel 3 Tier Traymobile (Recessed Shelves)	V314.075	750x500	1010	900	280	80
	V314.090	900x500	1010	900	280	80
	V314.1050	1050x500	1010	900	280	80
Stainless Steel 3 Tier Traymobile (50mm Raised Edges x 3 Sides)	V306.061	610x450	950	800	230	80
	V306.090	900x500	1050	900	230	80



**Multi Deck Powdercoated Trolley**  
Built to Customer Requirements



# TROLLEYS

## Rubbermaid Xtra & Utility Carts



### Rubbermaid Xtra & Utility Carts:

△ Strong PVC Shelves With Aluminium Uprights △ Smooth Easy to Clean Surface △ Optional Silverware Bins, Refuse Bins, Locking Doors, Sliding Drawers & Replacement Castors Available △ 100mm Swivel Castors △ Made in USA



**4091**  
△ Colours Grey, Black & Off White



**4093**  
△ Colour Black  
△ Enclosed 3 Sides



**4094**  
△ Colour Grey  
△ Lockable Doors  
△ Slide Out Locking Drawer Under Top Shelf



**4095**  
△ Colour Black  
△ Enclosed 3 Sides  
△ Lockable Doors (Either Top or Lower Level)



**4096**  
△ Colour Black



**3424-88**  
△ Colours Black & Platinum



**9T68-00**  
△ Colour Black  
△ Executive Style



**FG619900 Utility Slide Out Locking Drawer**  
△ Colour Black  
△ Suits 4091, 4093, 4095 & 4096 Carts



**FG4094-L1 Locking Doors**  
△ Colour Black  
△ Suits 4093 Cart  
△ Additional Doors for 4095 Cart



**FG335388 Silverware Bin**  
△ Colour Black  
△ Suits 4091, 4093, 4094, 4095, 4096 & 3424-88 Carts



**FG335488 Refuse Bin**  
△ Colour Black  
△ Suits 4091, 4093, 4094, 4095, 4096 & 3424-88 Carts



**Replacement Castors**  
Available (Suit all Models)

Product Name	Model	Overall Dimensions LxWxH (mm)	Capacity (kg)
Rubbermaid Xtra Utility Cart	4091	1032x510x960	45 Per Shelf
Rubbermaid Xtra Utility Cart (3 Enclosed Sides)	4093	1032x510x960	45 Per Shelf
Rubbermaid Xtra Instrument Cart (Lockable Doors & Sliding Drawer)	4094	1032x510x960	45 Per Shelf
Rubbermaid Xtra Equipment Cart (Enclosed & Lockable)	4095	1032x510x960	45 Per Shelf
Rubbermaid Xtra 4 Shelf Cart	4096	1032x510x1295	33 Per Shelf
Rubbermaid Utility Small Cart	3424-88	854x473x960	30 Per Shelf
Rubbermaid Executive	9T68-00	991x533x965	45 Per Shelf

# TROLLEYS

## Rubbermaid Trade Carts



### Rubbermaid Trade Carts:

△ Designed to Transport Heavy Loads of Materials & Supplies  
 △ Lightweight High Density Foam for Long Life △ Will Not Rust or Dent △ 2 x Fixed & 2 x Swivel 125mm Castors (Optional Pneumatic Castors) △ Made in USA



**4505 (Small)**  
 △ Colours Black & Beige



**4525 (Large)**  
 △ Colours Black & Beige



**4520-88 (Medium)**  
 △ Colours Black & Beige



**7734-88**  
 △ Colour Black (Red Drawers)  
 △ 5 x Drawers With Locking Bar  
 △ Peg Board Ends



**4500-88 (Small)**  
 △ Colours Black & Beige



Optional Pneumatic OR Replacement Existing Castors  
 Available for Trades Carts



**6180-00**  
 △ Colour Black  
 △ 4 x Compartment Boxes  
 △ 2 x Storage Bins  
 △ Moulded Hooks for Electrical Cord Storage

Product Name	Model	Overall Dimensions LxWxH (mm)	Capacity (kg)
Rubbermaid Small Heavy Duty Utility Cart Flat Shelf	4505	980x440x970	113 Per Shelf
Rubbermaid Large Heavy Duty Utility Cart Flat Shelf	4525	1118x642x846	113 Per Shelf
Rubbermaid Small Heavy Duty Utility Cart Lipped Shelf	4500-88	980x440x970	113 Per Shelf
Rubbermaid Small Heavy Duty Utility Cart Lipped Shelf	4520-88	1118x642x846	113 Per Shelf
Rubbermaid 5 Drawer Mobile Cart	7734-88	829x506x851	110
Rubbermaid Trades Cart With Boxes & Parts Bins	6180-00	965x490x848	68 Top Shelf 81 Lower Shelf



# TROLLEYS

## Mesh Trolleys



### Mesh Trolleys:

△ Powdercoated Finish △ Strong Metal Construction △ Fold Down Mesh Side and/or Removable Mesh Sides △ Fitted With Tente Castors (Optional 6 Wheel Configuration & Brakes Available)

**PT12060M 4 Wheel Configuration** (Shown In Picture)

**PT12076M 4 Wheel Configuration**

△ Removable Mesh Sides (2 x Longer Sides)

△ 150mm Castors



**TS1F** (Shown With Optional Pneumatic Castors)

△ Folding Down Side

△ 125mm Castors



**Galvanised Mesh Trolley Open Front**

*Built to Customer Requirements*



**Powdercoated Fold Down Side Mesh Trolley (4 or 6 Wheel Configuration)**

*Built to Customer Requirements*



**Powdercoated Mesh Trolley Open Side**

*Built to Customer Requirements*



**Galvanised Mesh Trolley Fold Down Side**

*Built to Customer Requirements*

Product Name	Model	Platform LxW (mm)	Handle Height (mm)	Capacity (kg)
Mesh Trolley Removable Sides (4 x Wheel)	PT12060M 4 Wheel Configuration	1200x600	950	400
	PT12076M 4 Wheel Configuration	1200x760	950	400
Full Mesh Trolley	TS1F	900x600	930	340

# TROLLEYS

## Order Picking Trolleys - Office Trolleys



### Order Picking Trolleys:

△ Powdercoated or Stainless Steel Finish △ 125mm Swivel Tente Castors (Optional Brakes Available) △ See Plastics Section For Optional Plastic Bins



**TS1B** (Shown With Optional IH051 Bins & Clipboard)  
△ 125mm Castors



**Trolley2TierBin** (Shown With Optional iPad Holder & IH1006 Bin)  
△ 125mm Castors



**Double Nally Bin Trolley**  
Built to Customer Requirements (Shown With Optional IH052 Bins)



**Single Nally Bin Trolley**  
Built to Customer Requirements (Shown With Optional IH052 Bins)



**Trolley2TierS/S** (Shown With Optional IH052 Bins)  
△ 125mm Castors



### Office Suspension File Trolley:

△ Powdercoated Steel Finish △ Suitable for Suspension Files △ Also Suits Nally IH060, IH051 & IH078 Bins △ See Plastics Section for Plastic Bins



**TSOFT**  
△ 125mm Castors

Product Name	Model	Platform LxW (mm)	Handle Height (mm)	Capacity (kg)
Order Picking Trolley With Handle	TS1B	900x420	930	220
Order Picking Trolley With Top Shelf	Trolley 2 Tier Bin	730x550	920	220
Stainless Steel Order Picking Trolley	Trolley 2 Tier S/S	900x420	930	220
Office Suspension File Trolley	TSOFT	650x380	1015	150



# TROLLEYS

## Industrial Platform Trolleys



### Industrial Platform Trolleys:

△ Powdercoated Finish △ Heavy Duty Construction △ 160/200mm Industrial Castors 2 x Fixed & 2 x Swivel (Optional Brakes Available) △ Other Sizes & Frame Materials Made to Order

BPS142/DB 4WH 4 Wheel Configuration (Shown in Picture)  
BPS142/DB 6WH 6 Wheel Configuration



BPS142-4WH 4 Wheel Configuration (Shown in Picture)  
BPS144-4WH 4 Wheel Configuration



BPS142-6WH 6 Wheel Configuration (Shown in Picture)  
BPS144-6WH 6 Wheel Configuration



Chequer Plate Platform Trolley  
Built to Customer Requirements



Stainless Steel Platform Trolley  
Built to Customer Requirements



Stainless Steel Platform Milk Crate Trolley  
Built to Customer Requirements

Product Name	Model	Platform LxW (mm)	Handle Height (mm)	Capacity (kg)
Industrial Platform Trolley	BPS142-4WH 4 Wheel Configuration	1200x600	1120	450
	BPS144-4WH 4 Wheel Configuration	1200x760	1120	450
	BPS142-6WH 6 Wheel Configuration	1200x600	1120	450
	BPS144-6WH 6 Wheel Configuration	1200x760	1120	450
Industrial Platform Trolley Dual Handle	BPS142/DB-4WH 4 Wheel Configuration	1200x600	1120	450
	BPS142/DB-6WH 6 Wheel Configuration	1200x760	1120	450



Stainless Steel 3 x Sided Platform Trolley  
Built to Customer Requirements

# TROLLEYS

## Gyprock Trolleys - Panel Trolleys - Mattress Trolleys



### Gyprock Trolleys:

△ Powdercoated Finish △ Solid Metal Construction  
△ Suits Panels & Long, Awkward Items △ 150mm  
Castors 2 x Fixed & 2 x Swivel (Optional Brakes  
Available)



**Trolley Gyprock**  
△ 150mm Castors



### Mattress Trolleys:

△ Powdercoated Finish △ Suits 2 x Mattresses △ 3 x Fixed Rails  
△ 150mm Castors 2 x Fixed & 2 x Swivel (Optional Brakes  
Available) △ 290mm Between Bars



**Mattress Trolley** (Shown With  
Optional Brake Castors)  
△ 150mm Castors



**Mesh Side Panel Trolley**  
Built to Customer Requirements



### Rubbermaid Trolleys:

△ Platform Made of Robust Resin △ Powdercoated Frames  
△ Textured Surface Reduces Load Slippage △ Tie Down Slots



**4463**

△ For Gyprock, Sheet Materials & Bulky Sheet Panels  
△ 200mm Castors



**4468**

△ For Sheet Panels, Doors, Timber, Tables & Mattresses  
△ 3 x Removable Handles  
△ 200mm Castors



**Carpeted Table Trolley**  
Built to Customer Requirements

Product Name	Model	Platform LxW (mm)	Handle Height (mm)	Capacity (kg)
Gyprock Trolley	Trolley Gyprock	1225x680	1180	450
Mattress Trolley	Trolley Mattress	1200x700	1180	450
A Frame Panel Trolley	4463	1290x616	1140	907
Sheet & Panel Trolley	4468	1290x616	1013	907



**Industrial Table Trolley**  
Built to Customer Requirements



# TROLLEYS

## Stock Trolleys - Worktainers



### Liquor Trolleys:

△ Ideal for Heavy Cartons △ Steel Construction With Galvanised Sheet Top & Base △ 6 Wheel Configuration 2 x Fixed & 4 x Brake Castors



**DM1200X600DG**  
△ 125mm Castors



### Transport Trolleys:

△ Zinc Plated Wire △ 5 Wheel Configuration △ Basket Near Handle △ Raised Loading Platform for Easy Loading △ Nesting Ability



**T31BS**  
△ 160mm Castors



### Worktainers:

△ Unit Folds up for Storage △ Base Plate Made From Plastic Which Helps Reduce Noise △ Optional Plastic or Steel Shelves Available △ Optional Directional Lock Castors & Covers Available △ Made In Japan by Prestar



**WL2SB**  
**WL6SB (Shown in Picture)**  
△ Folds Up With Little Effort  
△ 150mm Castors (2 x Brakes)



**WL2SBD**  
**WL6SBD (Shown in Picture)**  
△ Worktainer With Doors  
△ 150mm Castors (2 x Brakes)



**WL6SC**  
△ Worktainer With Fully Lockable Sides  
△ 150mm Castors (2 x Brakes)

Product Name	Model	Platform LxW (mm)	Height (mm)	Capacity (kg)
Liquor Trolley	DM1200X600DG	1200x600	700	450
Transport Trolley	Trolley T31BS	1415x790	970	475
Worktainer	WL2SB	800x600	1700	300
	WL6SB	1100x800	1700	500
Worktainer With Doors	WL2SBD	800x 600	1700	300
	WL6SBD	1100x800	1700	500
Worktainer With Fully Lockable Sides	WL6SC	1120x820	1735	500



# TROLLEYS

## Roll Cages - Stock Cages



### Roll Cages:

△ Zinc Plated Steel △ Twin Double Doors △ Folding Middle & Bottom Shelves △ Nesting Z Frames △ 2 x Swivel Brake & 2 x Fixed Castors



**QT5ZADCCBR**  
△ 125mm Castors



**Extra Large Stock Cages**  
*Built to Customer Requirements*



### General Purpose Goods Trolley:


△ Zinc Finish △ Collapses for Storage △ Upper Shelf Folds Away For 1 or 2 Shelf Configuration △ 270 Degree Opening Gate △ Optional Lockable Lid Available



**RGT-01**  
△ 150mm Castors (2 x Brakes)



**Open Front Stock Cages With Pull Out Shelves**  
*Built to Customer Requirements*



**RGT-011**  
△ Optional Lockable Lid



**Stock Cages**  
*Built to Customer Requirements*

Product Name	Model	Platform LxW (mm)	Overall Height (mm)	Capacity (kg)
Roll Cage	QT5ZADCCBR	750x820	1820	500
General Purpose Goods Trolley	RGT-01	1095x792	1700	500



# TROLLEYS

## Laundry Trolleys - Linen Trolleys




### Backsaver Unit With Bin & Dolly:

△ Backsaver Unit With Galvanised or PVC Top △ Bins 340 & 455 Litres △ Spring Available in 25, 50, 70, 100 & 150kg Capacities △ Dolly with 125mm Elastic Rubber Castors (Optional Brakes Available)

**Backsaver Unit** (Shown With Galvanised Deck)



**MLT/RB Rising Spring Base** (Shown in Picture With RM200 Bin - 200 Litres (Internal Dims 710L x 520W x 660mm H), 4 x Springs & RM200 Dolly)  
△ Suits Any Trolley With 4 or 6 Stainless Steel Springs




**RM340 Backsaver Unit** (Shown in Picture With Galvanised Deck & Red Spring)  
**RM455 Backsaver Unit**



**RM340 Backsaver Unit** (Shown in Picture With PVC Deck & Optional Handle)  
△ Handle Can be Fitted to Any Dolly Size



Backsaver Unit Shown With Galvanised Deck & Red Spring



Backsaver Unit Shown With PVC Deck & Red Spring

### Backsaver Components to Make Up "Backsaver Unit"

1. Bin - RM340 340 Litres (Internal Dims) 900L x 615W x 675mm H OR Bin - RM455 455 Litres (Internal Dims) 1205L x 595W x 665mm H  
△ Colours △ Natural, Black Blue (Other Colours Available)
2. Dolly - Suit RM340 340 Litre Bin OR Dolly - Suit RM455 455 Litre Bin  
△ Galvanised Frame + 4 x Swivel 125mm Castors (Optional Brakes Available)
3. Backsaver Unit with PVC Deck OR Backsaver Unit with Galvanised Deck
4. Spring (Choose Weight Capacity)  
△ White = 25kg, Red = 50kg, Blue = 70kg, Black = 100, Gold 150kg



### Clean Linen Trolley:

△ Powdercoated Finish △ 3 x 1330 x 540mm Sloping Galvanised Shelves △ 2 x Lower Shelves With Partitions (340mm Between Shelves) △ 3 x Sides Enclosed With Galvanised Mesh △ All Round Buffer △ Optional Zip Up Front Cover



**V601**  
△ 200mm Castors  
△ All Round Buffers



### Linen Trolley Mesh Back & Ends:

△ Powdercoated Finish △ Sloped Shelves Prevents Linen Falling Out △ 2 or 3 x Enclosed Sides With Mesh △ 2 x Fixed & 2 x Swivel 200mm Castors With All Round Buffer △ Optional Zip Up Front Cover



**HOS-101-LINEN**  
△ 200mm Castors



**HOS-101-LINENMBE**  
△ 200mm Castors

Product Name	Model	Platform LxW (mm)	Overall Height (mm)	Capacity (kg)
Clean Linen Trolley	V601	1450x650	1400	300
Linen Trolley Mesh Ends	HOS-101-LINEN	1200x500	1500	300
Linen Trolley Mesh Back & Ends	HOS-101-LINENMBE	1200x500	1500	300

# TROLLEYS

## Rubbermaid Janitor & Housekeeping Trolleys

### Rubbermaid Janitor Cart:

△ Ideal for Transporting Tools & Cleaning Product △ Front Access Bag for Rubbish Removal △ 3 x Shelves & Platform △ 11 x Tool Hooks  
△ Non Marking 200mm Wheels & 100mm Swivel Castors



**6173-88**  
△ Vinyl Bag Included



**1861443BLA** Locking Compartment



**FG618100YEL** Locking Compartment



**1868991** Bag Cover/Lid

### Rubbermaid High Capacity Janitor Cart:

△ Holds up to 5 Stick Cleaning Tools Upright △ Complete With Vinyl Bag & 2 x Yellow Sanitising Caddies △ Water & Chemical Resistant Finish  
△ Hooks up to 4 x Safety Signs △ Mop Bucket Platform With Grooves for Securing Buckets △ 200mm Wheels & 100mm Swivel Castors



**9T72**  
△ Vinyl Bag Included  
△ 2 x Yellow Sanitising Caddies Included



**FGT9000** 9 Pocket Organiser



**FG9T8301** Caddy Set



**FG9T8600** Locking Security Hood



**1995833** Locking Cabinet Door Kit

### Rubbermaid Executive Housekeeping Cart:

△ Commercial Grade Cart With Large Storage Space For Linen etc △ Includes Canvas Bag, Bumpers, Vacuum Holder & Under Deck Shelf △ Full Size Cabinet with Exceptional Amount of Storage Space △ Non Marking 2 x Fixed & 2 x Swivel Brake 200mm Castors



**6189**  
△ Canvas Bag Included



**FG619500** Adjustable Shelf Kit



**FG9T0000** Locking Security Hood



**FG61970** Locking Cabinet Door Kit

### Rubbermaid Compact High Security Housekeeping Cart:

△ Compact for Limited 560mm Wide Space △ Security Hood & Cabinet Doors for Unattended Carts △ Rubber Tool Grips & Hooks Hold up to 5 Stick Tools & Signs △ Vacuum Holder △ Non Marking 200mm Wheels & 100mm Castors



**9T78**  
△ Security Hood Included  
△ 2 x Black 9.5L Disinfecting Caddies Included  
△ 2 x Heavy Duty Fabric 113L Canvas Bags Included



**FG9T8301** Caddy Set



**FG9T8200BLA** Bottle Caddies  
△ Standard With Unit



**FG617900** Bag Cover/Lid



**FGT9000** 9 Pocket Organiser

Product Name	Model	Dimensions LxWxH (mm)	Locking Compartment	Locking Cabinet Door Kit	Locking Security Hood	Adjustable Shelf Kit	Set of 4 Caddies	Bottle Caddy	Replacement Vinyl Bag (Yellow/Black/Brown)	Replacement Canvas Bag	Side Load Mesh Linen Bag	Bag Cover /Lid	Fabric 9 Pocket Organiser
Rubbermaid Cleaning Cart	6173-88 BLA	1168x552x975	FG618100YEL 1861443BLA						1966719YEL 90L 1966720BLA 90L			1868991	
Rubbermaid High Capacity Janitor Cart	9T72	1264x552x975		1995833	FG9T8600		FG9T8301		1966881YEL 128L 1966886BLA 128L 1966881YEL 128L 1966886BLA 128L FG6189L6BRO 128L		1966889		FG9T9000
Rubbermaid Housekeeping Trolley	6189	1524x559x1270		FG619700	FG9T0000	FG619500				1966888BLA	1966889		
Rubbermaid Executive High Security Housekeeping Cart	9T78	1314x560x1340	FG9T8600 (Standard)	1995833	FG9T8600 (Standard)		FG9T8301	FG9T8200BLA (2 x Standard) FG9T8200YEL	1966881YEL 128L 1966886BLA 128L	1966888BLA 113L (2 x Standard)	1966889	FG617900	FG9T9000



# TROLLEYS

## Hospitality Trolleys



### Bellboy Trolleys 5 Star Premium Range:

△ Thick Walled 304 Stainless Steel △ All Round D Buffer for Wall Protection △ Hammerlock Brake for Slopes △ Black & Gold Models Finished With Titanium Coating for Superior Finish △ Optional 6 Wheel Configuration Available



**BELLBOY 5 STAR RANGE**  
(Brushed Silver Shown in Picture)  
△ 200mm Castors 2 x Fixed, 2 x Swivel & Hammerlock Brake



### Bellboy Trolleys 3 Star Value Range:

△ Thick Walled 304 Stainless Steel △ Aluminium Skirt Around Deck With Commercial Grey Carpet



**BELLBOY 3 STAR RANGE**  
(Brushed Silver Shown in Picture)  
△ 200mm Black Pneumatic Castors (Grey Available)



### Bellboy Trolleys 4 Star Standard Range:

△ Thick Walled 304 Stainless Steel △ All Round D Buffer for Wall Protection △ Optional 6 Wheel Configuration Available



Optional Front Zip Rain Cover



**BELLBOY 4 STAR RANGE**  
(Brushed Gold Shown in Picture)  
△ 200mm Castors 1 x Brake, 2 x Fixed & 1 x Swivel

Product Name	Model	Platform LxW (mm)	Height (mm)	Capacity (kg)
Bellboy Trolley 5 Star	HOS-101-BBWL (Large - Brushed Silver)	1340x680	1930	Deck 500 Rail 30
	HOS-101-BBWGL (Large - Brushed Gold)	1340x680	1930	Deck 500 Rail 30
	HOS-101 - BBWKL (Large - Black)	1340x680	1930	Deck 500 Rail 30
	HOS-101-BBW (Medium - Brushed Silver)	1150x680	1930	Deck 500 Rail 30
	HOS-101-BBWG (Medium - Brushed Gold)	1150x680	1930	Deck 500 Rail 30
	HOS-101-BBWBK (Medium - Black)	1150x680	1930	Deck 500 Rail 30
Bellboy Trolley 4 Star	HOS-101-BBL (Large - Brushed Silver)	1340x680	1930	Deck 500 Rail 30
	HOS-101-BBGL (Large - Brushed Gold)	1340x680	1930	Deck 500 Rail 30
	HOS-101-BBBKL (Large - Black)	1340x680	1930	Deck 500 Rail 30
	HOS-101-BB (Medium - Brushed Silver)	1150x680	1930	Deck 500 Rail 30
	HOS-101-BBG (Medium - Brushed Gold)	1150x680	1930	Deck 500 Rail 30
	HOS-101-BBBK (Medium - Black)	1150x680	1930	Deck 500 Rail 30
Bellboy Trolley 3 Star	HOS-101-BBV (Medium - Brushed Silver)	1120x680	1930	Deck 500 Rail 30
	HOS-101-BBV (Medium - Brushed Gold)	1120x680	1930	Deck 500 Rail 30
Bellboy Front Zip Rain Cover (Suits 3, 4 & 5 Star Trolleys)	HOS-101-BBCOVL (Large - Black)	1340x680	1630	
	HOS-101-BBCOV (Medium - Black)	1340x680	1630	

# TROLLEYS

## Luggage & Garment Trolleys



### Luggage/Garment Trolleys 4 & 5 Star:

△ Fully Welded 304 Stainless Steel Frame △ Marine Plywood Base, Built on 304 Stainless Steel Chassis △ Stainless Steel Hanging Rail △ Optional 6 Wheel Configuration & Hammerlock Brake Available



**HOS-101-LUGGARM (4 Star)**  
(Shown in Picture)  
△ 200mm Castors, 2 x Fixed, 2 x Swivel & 1 x Brake  
**HOS-101-LUGGARM (5 Star)**  
△ Heavy Interchangeable Carpet  
△ 200mm Castors, 2 x Brakes



**Heavy Duty 6 Wheel Configuration Garment Trolley**  
Built to Customer Requirements



**Garment Rack Trolley**  
Built to Customer Requirements



### Luggage Platform Trolley 4 Star:

△ Fully Welded 304 Stainless Steel Frame △ Marine Plywood Base, Built on 304 Stainless Steel Chassis △ D Buffer △ Optional 6 Wheel Castor Configuration Available



**HOS-101-LUGGAGE**  
△ 200mm Castors, 2 x Fixed, 2 x Swivel & 1 x Brake



### Luggage Platform Trolley 3 Star:

△ Fully Welded 201 Stainless Steel Frame △ Marine Plywood Base, Built on 304 Stainless Steel Chassis



**HOS-101-LUGGAGEV**  
△ 200mm Castors, 2 x Swivel & 2 x Fixed



### Porters Luggage Trolley 5 Star:

△ Marine Grade Carpet △ Folding Toe Plate for Easy Storage



**HOS-101-PORTERP (Shown in Picture)**  
**HOS-101-PORTERPG**



### Porters Luggage Trolley 4 Star:

△ Marine Grade Carpet △ Folding Toe Plate For Easy Storage



**HOS-101-PORTERSP (Shown in Picture)**  
**HOS-101-PORTERG**

Product Name	Model	Platform LxW (mm)	Height (mm)	Capacity (kg)
Luggage / Garment Trolley 5 Star	HOS-101-LUGGARM (Silver)	1330x690	1850	500
Luggage / Garment Trolley 4 Star	HOS-101-LUGGARM (Silver)	1300x680	1850	500
Luggage Platform Trolley 4 Star	HOS-101-LUGGAGE (Silver)	1300x680	1250	500
Luggage Platform Trolley 3 Star	HOS-101-LUGGAGEV (Silver)	1300x650	1250	500
Porters Luggage Trolley 5 Star	HOS-101-PORTERP (Silver)	950x600	1200	500
	HOS-101-PORTERPG (Gold)	950x600	1200	500
Porters Luggage Trolley 4 Star	HOS-101-PORTERSP (Silver)	950x600	1200	150
	HOS-101-PORTERG (Gold)	950x600	1200	50



# TROLLEYS

## Folding Lightweight Trolleys



### Clax Collapsible Folding Cart:

△ Lightweight 2 Tier Collapsible Trolley △ Supplied with 1 x Collapsible Crate △ Foot Operated Brake △ Unit Weight 7.3kg



Clax Cart (Shown in Folded Position) Clax Cart (Shown With Optional Extra Crate) Clax Crate Lid (Shown With Clax Crate)



### Rubbermaid Convertible Trolley:

△ Innovative Design Converting From Utility Cart △ Narrow Profile for Easy Doorway Access △ Folds for Storage △ Colour Black



4300 Utility

4300 Platform

4300 Storage



### Ruxxac Folding Trolleys:

△ Lightweight Aluminium Construction △ 5 Year Warranty △ Folds Up For Easy Storage & Transportation



**Business**  
△ Capacity 125kg  
△ Soft Compound Wheels

**Business XL**  
△ Capacity 125kg  
△ Soft Compound Wheels

#### Jumbo

△ Capacity 250kg  
△ Pneumatic Wheels



#### Cross

△ Capacity 75kg  
△ Puncture Proof All Terrain Wheels

Product Name	Model	Dimensions LxW (mm)		Height (mm)	Capacity (kg)
Clax Collapsible Folding Cart	Clax Cart	890 (Open) 670 (Folded)	550 (Open) 470 (Folded)	1030 (Open) 110 (Folded)	40 (Upper Shelf) 20 (Lower Shelf)
	Clax Crate (Extra Collapsible Crate)				
	Clax Hard Lid (Hard Lid Fits On Clax Crate)				
Rubbermaid Convertible Trolley	4300 Utility	1150	605	874	68 (Top Shelf) 113 (Bottom Shelf)
	4300 Platform	1150	605	1113	113 (Platform)
	4300 Storage	1240	605	277	
Ruxxac Folding Trolley	Business	490	250	685 (Folded) 1030 (Open)	125
	Business XL	490	410	735 (Folded) 1130 (Open)	125
	Jumbo	595	420	840 (Folded) 1250 (Open)	250
	Cross	480	410	720 (Folded) 1110 (Open)	75
Scout Cart Compact Folding Trolley	Scout Cart With 2 x Wire Baskets	622 (Open) 444 (Folded)	635 (Open) 483 (Folded)	1016 (Open) 318 (Folded)	45



### Scout Cart Compact Folding Trolley:

△ Swiveling Front Wheels for Easy Maneuverability △ Polymer Composite Wheels Handle Varied Terrain △ Parking Brake △ Folding Compact Cart With 2 x Wire Baskets



Scout Cart with 2 x Wire Baskets



# TROLLEYS

## Gastronorm Trolleys - Food Racks



### Mobile Storage Rack:

△ Full Stainless Steel Construction △ 16 Sets Runners at 75mm Spacing △ 125mm Stainless Steel Brake Castors △ Made in Australia △ Optional Cooling Racks



**V320** (Shown With Optional Cooling Racks Part V2/1C)  
△ Suits Cooling Racks 650 x 530mm  
△ Runners at 75mm Spacing



### Tray Service Trolley:

△ Full Stainless Steel Construction △ Recessed Top Tray △ 8 Sets Runners at 130mm Spacing △ 125mm Stainless Steel Castors △ Made in Australia △ Optional Zip Up Front Cover



**V315**  
△ Suits Tray 550 x 400mm  
△ Runners at 130mm Spacing



**Fully Welded Stainless Steel Bread Crate Trolley**  
Built to Customer Requirements



**Fully Welded Galvanised 7 Tray Mobile Trolley**  
Built to Customer Requirements



**Fully Welded Stainless Steel 28 Tray Mobile Trolley**  
Built to Customer Requirements



**Fully Welded Stainless Steel 16 Tray Mobile Trolley**  
Built to Customer Requirements



**Fully Welded Stainless Steel 8 Tray Mobile Trolley**  
Built to Customer Requirements



**Fully Welded Stainless Steel 24 Tray Mobile Trolley**  
Built to Customer Requirements

Product Name	Model	Platform LxW (mm)	Height (mm)	Set of Runners	Capacity (kg)
Mobile Storage Rack	V320	590x660	1600	16	100
Tray Service Trolley	V315	660x550	1360	8	100




# TROLLEYS

## Powered E-Drive Flex - 5th Wheel (Retrofit to Existing Trolleys)



### Powered E-Drive Flex - 5th Wheel 400kg Capacity:

△ Move Heavy Loads Effortlessly with this Efficient Starting Assistance System △ Fits to Warehouse Trolleys, Housekeeping Trolleys, Laundry Trolleys, Picking Trolleys, Food Trolleys, Hospital Trolleys, Transport Trolleys △ Easy Plug & Play Installation △ Easily Integrated System Consisting of Drive Unit, Control Module, Hand Held Control Unit, Battery Charger & Mounting Set △ Infinite Speed Regulation (Forward & Reverse) △ Ergonomic Handle Design & Battery Charge LED Indicators



E-Drive 5th Wheel Drive Unit



Standby Position Guarantees Free Trolley Flexibility



Shown In "Ready to Go" Extended Drive Position



Shown Fitted to Waste Bin Trolley



Shown Fitted to Maid's Cart



Shown Fitted to Food Delivery Cart



Drive Unit



Control Unit



Handle Set



Mounting Kit



Battery



Battery Holder



Battery Charger



Battery Cable



Ergonomic Handle Design System + Battery Charge LED Indicators



# TROLLEYS

## Powered Trolleys



### Powered Trolleys:

△ Powered Trolleys Make Light Work of Heavy Loads △ Some Models Available With Push Button Powered Lift & Powered Drive △ Some Models Available With Centre Wheel Drive or Front Wheel Drive △ Custom Trolleys Made to Suit Individual Applications



**NF301P2GO (Shown in Picture)**  
**NG401P2GO**  
△ Front Wheel Drive



**TURNMATE1060**  
△ Centre Wheel Drive



**Platform Trolley**  
△ Front Wheel Drive  
(Built to Customer Requirements)



**Platform Trolley**  
△ Centre Wheel Drive  
(Built to Customer Requirements)



**Platform Trolley With Sides**  
△ Centre Wheel Drive  
(Built to Customer Requirements)



**P2GO6189**  
**P2GO6189CD (Shown in Picture)**  
△ Centre Wheel Drive & Front Wheel Drive



**Medical Records Trolley**  
(Built to Customer Requirements)



**COFFIN LIFTER**  
△ Powered Lift & Drive  
△ Front Wheel Drive

Product Name	Model	Platform LxW (mm)	Height (mm)	Capacity (Litres)	Lift Height (mm)
Powered Platform Trolleys	NF301P2GO Prestar Trolley	920x610	1000	300	
	NG401P2GO Prestar Trolley	1240x790	1000	500	
	TURNMATE1060 Centre Wheel Drive	1200x620	970	400	
Commercial Powered Trolleys	P2GO6189 Housekeeping Trolley	1524x559	1270	175	
	P2GO6189CD Housekeeping Trolley	1524x559	1270	175	
	COFFIN LIFTER Powered Lift & Drive	2300x600	1000	350	452 - 1660



# TROLLEYS

## Handtrucks



### Handtrucks:


△ Powdercoated / Galvanised / Aluminium Finishes △ Quality Robust Frame △ Available in Pneumatic, Solid or Stairclimber Wheels △ Optional Ratchet Strap Available



**BF22** (Shown with 250x6 Pneumatic Wheels)  
△ Refrigerators, Vending Machines & Tall Furniture



**BF23**  
△ Refrigerators, Vending Machines & Tall Furniture



**BF24** (Shown with 250x6 Pneumatic Wheels & Optional Ratchet Strap)  
△ Bar Fridges, Washing Machines & Furniture



**BF25**  
△ Bar Fridges, Washing Machines & Furniture



**BT15** (Shown with 350x4 Pneumatic Wheels)  
△ Cartons & Heavy Boxes



**BT4** (Shown with 250x6 Pneumatic Wheels)  
**BT7**  
**BT6**  
△ For Multipurpose Use



**BT8** (Shown with R250/50 Solid Wheels)  
△ Heavy Duty Use - Curved Back



**BT10** (Shown with R250/50 Solid Wheels)  
△ Heavy Duty Use



**BT32** (Shown with 350x4 Pneumatic Wheels)  
△ Leaves Hand Free For Opening Doors



**Ratchet Strap**  
△ Suitable For All Models (Except BT4, BT7, BT6 & CT600LB Models)

Product Name	Model	Dimensions LxW (mm)	Height (mm)	Capacity (kg)	Frame Finish			Wheel Type
					P/Coa.	Galv.	Alum.	
Refrigerator Handtrucks	BF22-250X6	620x550	1540	200	X	X		250x6 Pneumatic
	BF22-350X4	620x550	1540	200	X	X		350x4 Pneumatic
	BF22/R300/50	620x550	1540	200	X	X		Solid Rubber
	BF23	620x550	1540	200	X	X		Stairclimber
Appliance Handtrucks	BF24-250X6	530x520	1280	200	X	X	X	250x6 Pneumatic
	BF24-350X4	530x520	1280	200	X	X	X	350x4 Pneumatic
	BF24/R300/50	530x520	1280	200	X	X	X	Solid Rubber
	BF25	530x520	1280	200	X	X	X	Stairclimber
Carton Handtrucks	BT15-350X4	500x560	1300	200	X			350x4 Pneumatic
	BT15/R300/50	500x560	1300	200	X			Solid Rubber
Multi Purpose Handtrucks	BT4-250X6	530x600	1220	180	X		X	250x6 Pneumatic
	BT4-350X4	530x600	1220	180	X		X	350x4 Pneumatic
	BT7	530x600	1220	180	X		X	Solid Rubber
	BT6	530x600	1220	180	X		X	Stairclimber
Sack Trucks	BT8-250X6	550x500	1200	180	X			250x6 Pneumatic
	BT8-350X4	550x500	1200	180	X			350x4 Pneumatic
	BT8/R250/50	550x500	1200	180	X			Solid Rubber
Heavy Duty Handtrucks	BT10-350X4	550x520	1180	250	X	X		350x4 Pneumatic
	BT10/R250/50	550x520	1180	250	X	X		Solid Rubber
P Handle Trolleys	BT32-350X4	580x530	1320	180	X			350x4 Pneumatic
	BT32-250X6	580x530	1320	180	X			250x6 Pneumatic
	BT32-R250/50	580x530	1320	180	X			Solid Rubber
Tilt Back Heavy Duty	CT600LB	650x650	1860	600	X			500x6 Pneumatic



**CT600LB**  
△ Lay Back Design for Easy Loading  
△ 125mm Braked Castors



# TROLLEYS

## Convert-A Trolley



### Convert-A-Trolley:

△ Compact & Lightweight △ Converts from Handtruck to Platform Trolley Without Unloading Goods △ Robust Steel Frame △ Durable Powdercoat Finish △ Stores in Van, Ute, Storeroom △ 2 x 125mm Swivel Tente Castors & 2 x Pneumatic Wheels △ 304 Grade Stainless Steel Version Available △ Custom Laser Logo Branding Available (Minimum Order)



**Converta V1LG**  
△ Folded Up Position



**Converta V1B**  
△ Handtruck Position



**Converta V2SS**  
△ Handtruck Position



**Converta V2SS**  
△ Handtruck Position



**Converta V2SS**  
△ Handtruck Position

Product Name	Model	Overall Size LxWxH (mm)	Handtruck Position Size LxW (mm)	Platform Position Size LxW (mm)	Unit Weight (kg)	Capacity (kg)
Convert-A-Trolley	Converta V1B (Blue/Silver)	Folded Up Position 640x360x1200	Upright Section 1150x420 Fold Out Toe Plate Section 660x420	Deck Size 1150x420	22	150
	Converta V1LG (Lime Green/Silver)	Folded Up Position 640x360x1200	Upright Section 1150 x 420 Fold Out Toe Plate Section 660x420	Deck Size 1150x420	22	150
	Converta V2SS (Stainless Steel)	Folded Up Position 640x360x1200	Upright Section 1150x420 Fold Out Toe Plate Section 660x420	Deck Size 1150x420	22	150



**Converta V2SS**  
△ Platform Position



# TROLLEYS

## Magliner Handtrucks

### Magliner Convertible Handtrucks:

△ Handtrucks Convert to a Platform Truck △ Made in USA △ Lightweight Aluminium △ 260mm Pneumatic Wheels △ Optional Film Production Trolley to Suit Either Senior or Junior Models



**HTGK9584 Senior**  
△ Flatbed Position

**HTGK9584 Senior**  
△ Upright Position



**HTGK1834 Junior**  
△ Flatbed Position

**HTGK1834 Junior**  
△ Upright Position



### Magliner Vendor Handtrucks:

△ Designed for Large Vending Machines & Commercial Refrigerators △ Kick Back Assembly Allows Load to Lay Back Without Operator Strain △ Ratchet Strap With Auto Recoil



**HTSV72 Hand Release**  
(Shown in Picture)  
**HTSV78 Foot Release**



**Film Production Trolleys**  
Built to Customer Requirements

### Magliner General Use Handtrucks:

△ Lightweight Aluminium Handtrucks for General Purpose Use △ Made in USA △ Straight Back or Curved Options △ Pram or Double Grip Handle Options △ Pneumatic or Rubber Wheel Options

**111U1060** (Shown in Picture)

**111A815**  
△ Straight Back  
△ Pram Handle



**116U1060** (Shown in Picture)  
**116A815**  
△ Straight Back  
△ Double Grip Handles

**511U1060**  
(Shown in Picture)  
**511A815**  
△ Curved Back  
△ Pram Handle



**518A815**  
(Shown in Picture)  
**516U1060**  
△ Curved Back  
△ Double Grip Handles

Product Name	Model	Size LxW (mm)	Height (mm)	Unit Weight (kg)	Capacity (kg)	Wheel Type
Magliner Convertible Handtruck	HTGK9584 Senior	1300x420	1550	22	225 (Handtruck) 360 (Platform)	250mm Pneumatic
	HTGK1834 Junior	950x420	1300	20	225 (Handtruck) 300 (Platform)	250mm Pneumatic
Magliner Vendor Trolley	HTSV72 Hand Release	610L	1830	36	800	250mm Rubber
	HTSV78 Foot Release	610L	1980	53	800	250mm Rubber
Magliner General Use Handtrucks	111U1060	530 (Frame Width) 457x190 (Nose)	1250	12	225	250mm Pneumatic
	111A815	430 (Frame Width) 355x190 (Nose)	1220	8	225	200mm Rubber
	116U1060	530 (Frame Width) 457x190 (Nose)	1220	12	225	250mm Pneumatic
	116A815	430 (Frame Width) 355x190 (Nose)	1220	9	225	200mm Rubber
	511U1060	530 (Frame Width) 457x190 (Nose)	1250	12	225	250mm Pneumatic
	511A815	430 (Frame Width) 355x190 (Nose)	1250	8	225	200mm Rubber
	516U1060	530 (Frame Width) 457x190 (Nose)	1220	12	225	250mm Pneumatic
	518A815	430 (Frame Width) 355x190 (Nose)	1220	8	225	200mm Rubber

# TROLLEYS

## Rotacaster Handtrucks



### Rotatruck Self Supporting Handtrucks:

△ 360 Degree Manoeuvrability, Ideal for Tight Spaces △ Fully Supports Load in Reclining Position △ Free up Hands to Open Doors △ Pro Model All Terrain Wheels are Puncture Proof △ Rotatruck Reduces Physical Effort of Lifting, Carrying, Pushing or Pulling a Load by up to 78%



11-23AT-LITE (All Terrain)



11-23RC-LITE (4 x Rotacaster Wheels)



11-23AT/26-PRO (Standard All Terrain)



11-23AT/17-PRO (Tall All Terrain)



11-23AT/26W-PRO (Wide All Terrain)



11-23AT/2601-PRO (Standard All Terrain Dual Nose)



11-2482 Beverage & Stock Truck (All Terrain)



11-2480-Monster (All Terrain)

Product Name	Model	LxW (mm)	Toe Plate LxW (mm)	Height (mm)	Unit Weight (kg)	Capacity (kg)
Rotatruck Lite Self Supporting Handtrucks (Aluminium)	11-23AT-LITE (All Terrain)	450x550	457x203	1300	12	150
	11-23RC-LITE (4 x Rotacaster Wheels)	450x550	457x203	1300	11	150
Rotatruck Pro Self Supporting Handtrucks (Aluminium)	11-23AT/26-PRO (Standard All Terrain)	520x550	457x228	1400	17	230
	11-23AT/17-PRO (Tall All Terrain)	520x550	457x228	1400	17	230
	11-23AT/26W-PRO (Wide All Terrain)	520x550	457x228	1400	20	230
	11-23AT/2601-PRO (Standard All Terrain Dual Nose)	520x550	457x228	1400	19	230 100 (Folding Nose)
Rotatruck Self Supporting Beverage & Stock Trucks (Powdercoated Steel)	11-2482 (All Terrain)	620x550	510x250	1350	23	250
Rotatruck Self Supporting Monster Trucks (Powdercoated Steel)	11-2480 (All Terrain)	650x600	550x225	1550	29	350
Rotatruck Stairclimber Lite Handtrucks (Aluminium)	11-23SC-LITE	540x470	457x203	1300	13	150



### Rotatruck Stairclimber Handtrucks:

△ 360 Degree Movement Provides Easy Rotation & Side Way Manoeuvrability △ 6 x 125mm Double Rotacaster Wheels △ Lightweight Aluminium Design



11-23SC-LITE



# TROLLEYS

## Special Purpose Hand Trolleys



### Keg Trolleys:

△ Galvanised Finish for Non Pallet Loading Trolleys △ Powdercoated Finish for Pallet Loading Trolleys △ Pneumatic or Solid Wheels



**HTKEGP Keg Trolley** (Shown With Pneumatic Wheels)  
△ For Non Pallet Use



**KMS3000 Keg Trolley** (Shown With Pneumatic Wheels)  
△ For Unloading off Pallet



### Barrister/Solicitor Trolleys:

△ Chrome or Powdercoated Finish △ 3 Levels to Suit Lever Arch Files △ 2 Upper Shelves Fold up for Archive Boxes △ Optional Raincover Available (Part No. BT63A) △ Optional Name Plate Available



**BT61** (Shown in Chrome Finish)  
△ Pneumatic Wheels & 100mm Castors



**BT62SC** (Shown in Powdercoated Finish)  
△ Stairclimber Wheels & 100mm Castors



### Chair Trolleys:

△ Suitable for 10 Plastic & 5-8 Timber Chairs  
△ Protective Felt Strip



**BC67-S** (Shown With Solid Rubber Wheels)  
**BC67-P**



**Chair Trolley 4 Wheel**  
Built to Customer Requirements



**Coin Bag Trolley**  
Built to Customer Requirements



### Dual Purpose Handtruck & Lifter Trolleys:

△ Multipurpose Handtruck With Wind Up Lifter △ Maximum Lift Height 1050mm △ Tray 450x450mm △ Unit Weight 20kg



**ML-1 (Tray)**



**ML-1F (Forks)**



**ML-1** (Shown in Folded Position)

Product Name	Model	Dimensions LxW (mm)	Height (mm)	Capacity (kg)	Wheel Type
Keg Trolley	HTKEGR	540x260	1170	160	Solid Rubber
	HTKEGP	540x260	1170	160	Pneumatic
	HTKEGSC	540x260	1170	160	Stairclimber
Keg Trolley	KMS3000	500x270	1330	160	Pneumatic
	BT61	510x650	1150	100	Pneumatic
	BT62	510x650	1150	100	Solid Rubber
Solicitors Trolleys	BT62SC	510x650	1150	100	Stairclimber
	BC67-S	490x1080	1350	100	Solid Rubber
Chair Trolleys	BC67-P	490x1080	1350	100	Pneumatic
	ML-1 Tray	710x500 (Open) 300x500 (Folded)	1320 (Open) 1320 (Folded)	120	Puncture Proof Solid Wheels
Dual Purpose Handtruck & Lifter Trolleys	ML-1F Forks	710x500 (Open) 300x500 (Folded)	1320 (Open) 1320 (Folded)	150	Puncture Proof Solid Wheels

# TROLLEYS

## Dollies For Plastic Bins



### Dollies For Plastic Bins:

△ Frames Available in Stainless Steel & Bright Galvanised Steel △ All Fitted With Quality Tente Swivel Castors (Brakes & Pneumatic Wheels Optional)  
△ Robust Industrial Strength △ Custom Dollies Available for Other Sized Bins



DOLLY RM200  
DOLLY RM340 (Shown in Picture)  
DOLLY RM455



DOLLY IH539



DOLLY RM200



DOLLY 7, 10 & 15



DOLLY 2000



DOLLY 2000 (DUAL)



DOLLY IH317 /318



DOLLY NS393 (Shown in Picture With Optional Brake Castors)

Product Name	Model	Size L x W (mm)	Bin Part No
Large Bin Dollies	DOLLY RM200	725x535	RM200
	DOLLY RM340	910x605	RM340
	DOLLY RM455	1225x610	RM455
Vitub Dolly	DOLLY IH539	800x470	IH539
Chicken Crate Dolly	DOLLY RM200	725x535	RM200
7, 10, 15 Nally Bin Dollies	DOLLY 7, 10 & 15	650x415	IH060 IH052 IH078
Series 2000 Dollies	DOLLY 2000	580x385	IH2260 IH2267 IH2520 IH2527 IH2780
	DOLLY 2000 (DUAL)	770x580	2 X IH2260 2 X IH2267 2 X IH2520 2 X IH2527 2 X IH2780
Dolly IH317 & IH318	DOLLY IH317/8	580x385	IH317 IH318
Dolly NS393	DOLLY NS393	630x395	NS393



# TROLLEYS

## Dollys For Plastic Bins



### Dollys for Plastic Bins:

△ Frames Available in Stainless Steel & Bright Galvanised Steel  
 △ All Fitted with Quality Tente Swivel Castors (Brakes & Pneumatic Wheels Optional) △ Robust Industrial Strength △ Custom Dollys Available for Other Sized Bins



DOLLY IH059  
 DOLLY IH059 (DUAL) (Shown in Picture)



DOLLY IH323D (DUAL)



DOLLY IH006 / IH007



DOLLY IH323



DOLMILSG



DOLMILDB (DUAL)



DOLLY IH300



DOLLY IP018  
 DOLLY IP015 (Shown in Picture)



DOLLY IP025



DOLLY IP091



DOLLY IH1172 /  
 IH1210 / IH1094

Product Name	Model	Size L x W (mm)	Bin Part No
No 5 Crate Dolly	DOLLY IH059	548x385	IH059
	DOLLY IH059 (DUAL)	640x480	2 X IH059
Confectionery Tray Dolly	DOLLY IH006/7	715x450	IH006 IH007
Bread Crate Dolly	DOLLY IH323	705x615	IH323
	DOLLY IH323D (DUAL)	1400x615	2 X IH323
Milk Crate Dolly	DOLMILSG	370x370	IH120
	DOLMILDB (DUAL)	740x370	2 X IH120
IH300 Dolly	DOLLY IH300	620x425	IH300
Round Bin Dolly	DOLLY IP015	410x410	IP015
	DOLLY IP018	390x390	IP018
	DOLLY IP025	570x570	IP025
Meat Tub Dolly	DOLLY IH091	570x460	IH091
Folding Crate Dolly	DOLLY IH1172 / IH1210 / IH1094	588x390	IH1172 IH1210 IH1094
Mega Bin Dolly	DOLLY MEGA BIN	1165x1165	MS7800 MS7810



DOLLY MEGA BIN

# TROLLEYS

## Dollies



### Dollies:

- △ Fitted With Quality Tente Swivel Castors (Brakes & Pneumatic Wheels Optional)
- △ Robust Industrial Strength △ Custom Dollies Available for Other Applications



DOLLY 750X500



DOLLY CARPET



DOLLY POLY TOP



BP26



BP27



DOLLY DRUM



HEAVY DUTY DOLLY  
Built to Customer Requirements



PALLET DOLLY



DOLLY PLATFORM (Shown With  
Optional Pneumatic Castors)



DOLLY DOOR

Product Name	Model	Dimensions L x W (mm)	Capacity (kg)
Removalist Dollies	DOLLY 750X500	750x550	350
	DOLLY CARPET	600x600	300
	DOLLY POLY TOP	590x470	350
Piano Dollies	BP26	760x380	400
	BP27	914x380	1000
44 Gallon Drum Dolly	DOLLY DRUM	600x600	350
Pallet Dolly	PALLET DOLLY	1165x1165	400
Platform Dolly	DOLLY PLATFORM	1200x600	450
Door Dolly	DOLLY DOOR	600x100	100



# TROLLEYS

## Custom Trolleys



### Custom Trolleys Made To Suit Any Application:

△ Quality Trolleys Made to Suit any Application △ Tente Can Design Your Trolley if Required △ Made from Powdercoated Steel, Stainless Steel & Galvanised Finishes



**Library Trolley**  
△ Powdercoated Steel



**Ladder Trolley**  
△ Powdercoated Steel



**Postal Sorting Trolley**  
△ Powdercoated Steel



**Paper Stack Trolley**  
△ Powdercoated Steel



**Platform Trolley With Deadman Brake System**  
△ Powdercoated Steel



**Spool Trolley**  
△ Powdercoated Steel



**Book Trolley**  
△ Powdercoated Steel



**Extra Large Panel Trolley**  
△ Powdercoated Steel



**Sanitary Bin Trolley**  
△ Powdercoated Steel

# TROLLEYS

## Custom Trolleys



### Custom Trolleys Made To Suit Any Application:

△ Quality Trolleys Made to Suit any Application △ Tente Can Design Your Trolley If Required △ Made From Powdercoated Steel, Stainless Steel & Galvanised Finishes



**Bollard Trolley**  
△ Powdercoated Steel



**Hose Trolley**  
△ Stainless Steel



**Map Trolley (2 x Sides Fold Down)**  
△ Powdercoated Steel



**Sheet Panel Storage Trolley**  
△ Powdercoated Steel



**Water Bottle Trolley**  
△ Galvanised



**Extra Large Mattress Trolley**  
△ Galvanised



**Large Painting Holder Trolley**  
△ Powdercoated Steel



**Small Cantilever Trolley**  
△ Powdercoated Steel



**Extra Large Cantilever Trolley**  
△ Galvanised



# PLASTIC STORAGE CONTAINERS

## Nally Stack N Nest Containers



### Nally Stack N Nest Containers:

△ Food Grade △ Polyethylene △ See Trolley Section For Wheeled Bases



**IH060**

△ Solid Crate  
△ Colours Black (Black Non Food Grade Colour), Red, Grey, Natural, Blue, Yellow & Green



**IH052 Lid**

△ Colours Black & Natural

**IH051**

△ Solid Crate  
△ Colours Black (Black Non Food Grade Colour), Red, Grey, Natural, Blue, Yellow & Green



**IH052 Lid**

△ Colours Black & Natural

**IH078**

△ Solid Crate  
△ Colours Black (Black Non Food Grade Colour), Red, Grey, Natural, Blue, Yellow & Green



**IH090**

△ Solid Crate  
△ Colour Natural



**IH016**

△ Vented Crate  
△ Colour Grey



**IH066**

△ Solid Crate  
△ Colours Natural & Red

**IH316 (Shown in Picture)**

△ Solid Base & Vented Sides  
△ Colour Yellow

**IH317**

△ Vented Sides With 4 x Drain Holes

△ Colour Yellow

**IH318**

△ Vented Base & Sides

△ Colour Yellow



**IH033 (Black Shown in Picture)**

△ Vented Sides & Drainage Holes  
△ Colour Green

Product Name	Model	External Dims LxWxH (mm)	Internal Dims LxWxH (mm)	Capacity (Litres)	Optional Lid to Suit
No 7 Crate	IH060	645x413x210	597x362x203	32	IH052
No 10 Crate	IH051	645x413x276	597x362x266	52	IH052
No 15 Crate	IH078	645x413x397	597x362x381	68	IH052
Lug Box	IH090	575x400x215	510x355x178	32	
No 12 Fish Crate	IH066	711x438x310	673x400x276	55	
Ventilated Crate	IH016	580x380x175	520x340x160	23	
Ventilated Crate	IH316	580x390x190	505x305x165	32	
	IH317	580x390x190	505x305x165	32	
	IH318	580x390x190	505x305x165	32	
Mushroom Crate	IH033	580x385x130	539x344x123	27	

# PLASTIC STORAGE CONTAINERS

## Nally Stack N Nest Security Containers



### Nally Stack N Nest Security Containers:

△ Food Grade Polyethylene △ See Trolley Section for Wheeled Bases



#### IH2267

△ Vented Base & Sides  
△ Colours Natural, Red & Green

#### IH2260 (Shown with Optional IH2010 Lid)

△ Solid Crate  
△ Colours Natural, Red & Green



#### IH2520 (Shown in Picture)

△ Solid Crate  
△ Colours Natural & Blue  
IH2527  
△ Vented Base & Sides  
△ Colours Natural & Blue



#### IH2780

△ Solid Crate  
△ Colours Natural & Blue



#### NS393

△ Solid Crate  
△ Nests With Lid Open  
△ Permanently Attached Flip Up Lid  
△ Colour Blue



#### IH3013

△ Solid Crate  
△ Nests With Lid Open  
△ Permanently Attached Flip Up Lid  
△ Colour Blue

#### IH3011

△ Solid Crate  
△ Nests With Lid Open  
△ Permanently Attached Flip Up Lid  
△ Colour Blue



#### IH2001

△ Hinged Lid



#### IH2000

△ Drop On Lid

Product Name	Model	External Dims LxWxH (mm)	Internal Dims LxWxH (mm)	Capacity (Litres)	Optional Lid to Suit
Series 2000 Crates	IH2260	578x384x166	502x338x150	26	IH2000 IH2001 IH2010 IH2008 Clips
	IH2267	578x384x166	502x338x150	26	
	IH2520	578x384x318	502x338x300	52	
	IH2527	578x384x318	502x338x300	52	
	IH2780	578x384x470	502x338x455	78	
Hinged Lid Crates	NS393	705x470x345	600x378x305	75	Included
	IH3013	580x380x200	520x350x185	32	Included
	IH3011	580x380x325	520x350x295	50	Included



IH2010  
△ 2 Piece Lid



IH2008  
△ Locking Clips For IH2001 &  
IH2000 Lids



# PLASTIC STORAGE CONTAINERS


## Nally Nesting Containers



### Nally Nesting Containers:

△ Food Grade

**IH014 Lid**  
△ Colour Natural



**IH015 Lid**  
△ Colour Natural



**IH158 Lid**  
△ Colour Natural



**IH089**  
△ Polyethylene  
△ Solid Crate  
△ Colours Natural, Blue, Orange & Red



**IH059**  
△ Polyethylene  
△ Solid Crate  
△ Colours Natural, Orange, Blue & Red



**IH048**  
△ Polypropylene  
△ Solid Crate  
△ Colours Natural, Blue & Red



**IH042**  
△ Polypropylene  
△ Solid Crate  
△ Colours Natural, Blue & Red



**IH077**  
△ Polyethylene  
△ Solid Crate  
△ Colour Natural



**IH312 Lid**  
△ Colour Clear

**IH310**  
△ Polypropylene  
△ Solid Crate  
△ Colour Clear

**IH312 Lid**  
△ Colour Clear



**IH004**  
△ Polypropylene  
△ Vented Crate  
△ Colour Beige

**IH315**  
△ Polypropylene  
△ Solid Crate  
△ Colour Clear



**IH539**  
△ Polypropylene  
△ Solid Crate  
△ Colours Natural & Black

Product Name	Model	External Dims LxWxH (mm)	Internal Dims LxWxH (mm)	Capacity (Litres)	Optional Lid to Suit
No 4 Crate	IH089	430x323x127	394x285x108	13.5	IH014
No 5 Crate	IH059	527x381x140	489x343x127	22.7	IH015
Model 30 Crate	IH048	457x318x165	419x279x152	16	IH158
Model 30 Crate Extended	IH042	457x318x260	419x279x255	27	IH158
Liver Tray	IH077	514x213x130	483x178x127	11	
84L Crate	IH004	585x522x350	560x495x320	84	
Stackanesta Crate	IH068	950x460x435	770x365x365	118	
10L Solid Crate	IH310	385x300x130	355x270x125	10	IH312
15L Solid Crate	IH315	385x300x190	355x270x185	15	IH312
Vitub	IH539	990x660x470	770x440x460	200	

# PLASTIC STORAGE CONTAINERS

## Nally Stacking Containers



**Nally Stacking Containers:**  
△ Food Grade

**IH308 Lid**  
△ Colour White



**IH047**  
△ Polypropylene  
△ Solid Crate  
△ Colours Natural & Black  
(Black Non Food Grade Colour)



**IH044**  
△ Polyethylene  
△ Solid Crate  
△ Colours Natural & Blue



**IH308 Lid**  
△ Colour White

**IH305**  
△ Polypropylene  
△ Solid Crate  
△ Colours Blue & White



**IH306**  
△ Polypropylene  
△ Solid Crate  
△ Colours Blue & White



**IH308 Lid**  
△ Colour White

**IH307**  
△ Polypropylene  
△ Solid Crate  
△ Colours Blue & White



**IH024 (Shown In Picture)**  
△ Polypropylene  
△ Solid Base & Solid Sides  
△ Colour Grey



**IH025**  
△ Polypropylene  
△ Vented Base & Solid Sides  
△ Colour Grey



**IH017**  
△ Polypropylene  
△ Vented Base  
△ Colour Grey



**IH125**  
△ Polypropylene  
△ Vented Base  
△ Colour Grey



**IH046**  
△ Polyethylene  
△ Solid Crate  
△ Colour Natural



**IH027**  
△ Polyethylene  
△ Vented Base  
△ Colour Grey



**IH221 Lid**  
△ Colour Natural

**IH220**  
△ Polypropylene  
△ Solid Crate  
△ Colour Natural



**IH037**  
△ Polyethylene  
△ Vented Crate  
△ Colour Orange



**IH300**  
△ Polyethylene  
△ Vented Crate  
△ Colours Orange & Blue



**IH098**  
△ Polyethylene  
△ Vented Crate  
△ Colour Yellow

Product Name	Model	External Dims LxWxH (mm)	Internal Dims LxWxH (mm)	Capacity (Litres)	Optional Lid to Suit
Model 90 Crate	IH047	660x334x121	610x305x114	21	
Stackanesta Model 25 Crate	IH044	584x267x178	533x229x165	20	
Multistacker Small	IH305	432x324x127	387x286x120	13	IH308
Multistacker Medium	IH306	432x324x203	387x286x197	22	IH308
Multistacker Large	H307	432x324x305	387x286x298	32	IH308
25L Container	IH024	580x385x166	518x335x140	25	
	IH025	580x385x166	518x335x140	25	
50L Transport Container	IH026	580x385x320	518x335x295	50	
Heavy Duty Crate	IH017	400x280x245	360x245x240	20	
Auto Crate	IH125	385x290x165	330x235x148	12.5	
Model 10 Crate	IH046	629x400x216	597x368x210	46	
Side Access Crate	IH027	580x385x320	518x335x295	50	
Large Tote Box	IH220	520x350x280	475x325x272	42	IH220
44L Lug Box	IH037	538x362x334	460x324x253	44	
Stacking Lug Box	IH300	610x419x312	571x381x305	66	
Ventilated Crate	IH098	572x382x318	540x350x295	50	



# PLASTIC STORAGE CONTAINERS

## Nally Stacking Containers



### Nally Stacking Containers:

△ Food Grade

#### IH099

△ Polypropylene  
△ Solid Crate  
△ Colour Blue



#### IH072 (Shown in Picture)

△ Polyethylene  
△ Solid Crate  
△ Colour Natural




#### IH160

△ Polypropylene  
△ Ventilated Crate  
△ Colours Black (Black Non Food Grade) Red & White




#### IH073

△ Polyethylene  
△ Ventilated Base  
△ Colour Natural




#### IH984

△ Polyethylene  
△ Ventilated Crate  
△ Colour Grey



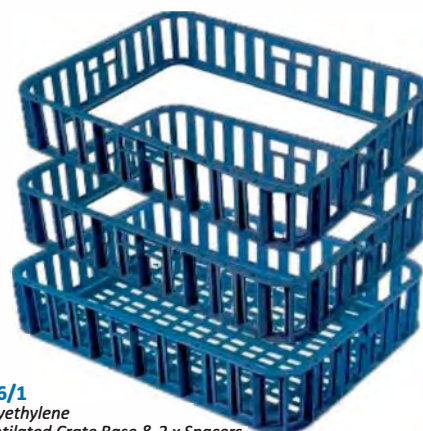
#### IH976

△ Polyethylene  
△ Ventilated Crate Base & Spacer  
△ Colour Grey




#### IH976/1

△ Polyethylene  
△ Ventilated Crate Base & 2 x Spacers  
△ Colour Grey



#### IH954

△ Polyethylene  
△ Ventilated Crate With Lid  
△ Colour Grey/Orange



#### IH1129

△ Polypropylene △ Ventilated Crate  
△ Inward Folding △ Folded Height 34mm  
△ Colour Grey



#### IH1094

△ Polypropylene △ Ventilated Crate  
△ Inward Folding △ Folded Height 34mm  
△ Colour Grey



#### IH1172

△ Polypropylene △ Ventilated Crate  
△ Inward Folding △ Folded Height 34mm  
△ Colour Grey



#### IH1210

△ Polypropylene △ Ventilated Crate  
△ Inward Folding △ Folded Height 34mm  
△ Colour Grey



#### IH3046

△ Polypropylene △ Ventilated Crate  
With Swing Bar △ Colour Black



#### IH3021

△ Polyethylene △ Ventilated Sides  
△ Solid Base With Swing Bar  
△ Colour Grey



Product Name	Model	External Dims LxWxH (mm)	Internal Dims LxWxH (mm)	Capacity (Litres)	Optional Lid to Suit
Play Cube	IH099	356x356x292	331x331x279	29	
No 8 Lug Box	IH072	565x387x203	553x355x190	36	
	IH073	565x387x203	553x355x190	36	
Milk Crate	IH160	362x362x323	305x305x310	29	
Vented Chicken Crate Base	IH984	735x535x150	690x485x135	44	
Vented Chicken Crate Base + Spacer	IH976	735x535x300	690x485x270	80	
Vented Chicken Crate Base + 2 x Spacers	IH976/1	735x535x450	690x485x405	120	
Chicken Crate	IH954	735x535x305	690x485x260	80	Included
Folding Crate	IH1129	385x289x129	360x261x122	12	
	IH1094	578x385x94	553x357x87	17	
	IH1172	578x385x172	553x357x165	33	
	IH1210	578x385x210	553x357x203	41	
Swing Bar Crate	IH3046	578x388x280	518x322x253	46	
	IH3021	578x386x166	495x327x140	23	



# PLASTIC STORAGE CONTAINERS

## Spare Parts Containers – Louvre Panels & Stands

### Wall Mount Louvre Panels:

△ Powdercoated Grey Metal △ Suits Micro Bins



LP4

LP9 (Shown in Picture With Optional Micro Bins)



Static Louvre Stands:  
Double Width - Single Sided  
(Shown in Picture)  
Double Width - Double Sided

### Mobile & Static Louvre Stands & Line Feed Trolleys:

△ Powdercoated Grey Metal △ Mobile & Static Units Available in Single & Double Configurations (Single or Double Sided) △ 4 x 100mm Swivel Brake Castors For Mobile Units △ Heavy Duty Feed Trolleys Fitted With Welded Handle

Mobile Louvre Stands:  
Single Width - Single Sided  
Single Width - Double Sided  
(Shown in Picture With  
Optional Micro Bins)



Static Louvre Stands:  
Single Width - Single  
Sided (Shown in Picture)  
Single Width - Double  
Sided



Line Feed Trolley 511161  
(Shown in Picture With  
Optional Micro Bins)




Line Feed Trolley 511251 (Shown  
in Picture With Optional Micro Bins)

Product Name	Model	Dimensions LxWxH (mm)	Capacity (Litres)	Optional Divider to Suit
Wall Mount Louvre Panels	LP4	455Lx457H		
	LP6	455Lx610H		
	LP9	455Lx914H		
	LP98	455Lx1829H		
Mobile Louvre Stands	Single Width – Single Sided	460x600x1690		
	Single Width – Double Sided	460x600x1690		
Static Louvre Stands	Single Width – Single Sided	460x600x1560		
	Single Width – Double Sided	460x600x1560		
	Double Width – Single Sided	920x600x1560		
	Double Width – Double Sided	920x600x1560		
Line Feed Trolleys	511161	670x610x1450		
	511251	1320x610x1450		
Micro Bins	IH1000	120x100x60	0.5	
	IH1001	178x100x85	1	
	IH1002	225x135x125	2.5	
	IH1003	280x205x165	6	
	IH1004	280x410x165	14	IH1015
	IH1006	440x410x210	24	IH1020



IH1000



IH1001



IH1002



IH1003



IH1004 (Shown  
With Optional  
IH1015 Divider)



IH1006 (Shown With  
Optional IH1020 Divider)



# PLASTIC STORAGE CONTAINERS

## Spare Parts Containers



### Utility Bin Storage Trays:

△ Polypropylene △ Solid Crate △ Label Facility (IH Range)



IH335  
△ Colour Grey



IH338  
△ Colour Grey



IH344  
△ Colour Grey



IH348  
△ Colour Grey

### M-VCT001

△ Maximum 11 Dividers  
△ Colour Grey



### M-VCT002

△ Maximum 7 Dividers  
△ Colour Grey



### M-VCT003

△ Maximum 3 Dividers  
△ Colour Grey



### M-VSTD4001BL

△ Maximum 7 Dividers  
△ Colour Blue



### M-VSTD4002BL

△ Maximum 2 Dividers  
△ Colour Blue




### M-VSTD4003BL

△ Maximum 2 Dividers  
△ Colour Blue



### Tech Pak:

△ Removable Dividers △ Clear Lid with 2 x Clips  
When Closed △ Base ABS (Lid Polycarbonate)




### APTECHPAK

△ Colours Blue & Green



### Tech Tray Range:


△ Polypropylene △ Solid Crate △ Optional Extra Dividers  
Available △ Colours Grey, Blue, Red, Yellow, Green, Clear & Black



APT812



APT817




APT824



APT825

Product Name	Model	External Dims LxWxH (mm)	Optional Divider to Suit
Utility Bins	IH335	324x105x100	IH301 (2 Included)
	IH338	324x203x100	IH302 (2 Included)
	IH344	424x105x100	IH301 (2 Included)
	IH348	424x203x100	IH302 (2 Included)
Storage Trays	M_VCT001	620x148x50	M-VCD001
	M-VCT002	620x148x100	M-VSD002
	M-VCT003	620x298x140	M-VCD003
	M-VSTD4001BL Small	400x146x50	M-VCD001 (4 Included)
	M-VSTD4002BL Medium	400x146x100	M-VSD002 (2 Included)
	M-VSTD4003BL Large	400x298x140	M-VCD003 (2 Included)
Tech Pak	APTECHPAK	429x373x83	Removable Dividers Included
Tech Trays	APT812 Small	322x100x100	APTBDIV12/17/27 (2 Included)
	APT817 Medium	422x100x100	APTBDIV12/17/27 (2 Included)
	APT824 Intermediate	322x200x100	APTBDIV24/25/28 (2 Included)
	APT825 Large	422x200x100	APTBDIV24/25/28 (2 Included)
	APT827 Extra Long	626x100x100	APTBDIV12/17/27 (5 Included)
	APT828 Extra Large	626x200x100	APTBDIV24/25/28 (5 Included)



APT827

APTBDIV12/17/27



APT828

APTBDIV24/25/28

# PLASTIC STORAGE CONTAINERS

## Plastic Trays



### Nally Plastic Trays:

△ Food Grade

Lid IH002

△ Colour Grey




IH001

△ Polyethylene  
△ Vented Crate  
△ Nesting  
△ Colour Grey

IH006 (Shown In Picture)

△ Polyethylene  
△ Vented Crate  
△ Nesting  
△ Colour Natural



IH007

△ Polypropylene  
△ Solid Crate  
△ Stacking  
△ Colour Natural



IH008

△ Styrene  
△ Solid Crate  
△ Nesting  
△ Colour White



IH009

△ Polypropylene  
△ Solid Crate  
△ Nesting  
△ Colour White



IH012

△ Polypropylene  
△ Vented Crate  
△ Stacking  
△ Colour Black (Black Non Food Grade Colour)



IH323

△ Polyethylene  
△ Vented Crate  
△ Stacking  
△ Colour Grey  
△ See Dolly Section for Wheeled Bases



MH1620 (Shown In Picture)

MH1621

△ Polyethylene  
△ Nesting  
△ Colour White  
MH1659

△ Stacking & Nesting



### Drip Trays:

△ Polyethylene



295209, 295009 & 295109

△ Colours Blue, Black & Green



295011

△ Colour Black



295010

△ Colour Black

Product Name	Model	External Dims LxWxH (mm)	Internal Dims LxWxH (mm)	Capacity Litres	Optional Lid To Suit
Prawn Tray	IH1001	600x352x96	565x302x89	15.5	IH1002
Confectionery Trays	IH1006	712x448x95	680x416x76	29	
	IH1007	712x448x95	680x416x76	29	
Commercial Tray	IH008	455x343x32	420x305x25		
Scratch Tray	IH009	456x318x57	422x292x55		
Seedling Tray	IH012	357x357x122	328x328x105	11	
Bread Crate	IH323	694x406x152	662x578x126	48	
Rectangular Trays	MH1620	800x550x120		50	
	MH1621	1050x800x120		95	
	MH1659	1160x540x200		120	
Drip Trays	295209	565x405x95 (Top) 500x345x95 (Base)		15	
	295009	565x405x95 (Top) 500x345x95 (Base)		15	
	295109	565x405x95 (Top) 500x345x95 (Base)		15	
	295011	660x465x105 (Top) 575x385x105		20	
	295010	870x668x105 (Top) 780x580x105 (Base)		45	
Parts Trays	295208	400x225x70		3	
	295008	400x225x70		3	
	295108	400x225x70		3	
	295020	910x210x60		6	



### Parts Trays:

△ Polyethylene



295208

△ Colour Blue



295008

△ Colour Black



295108

△ Colour Green



295020

△ Colour Black



# PLASTIC STORAGE CONTAINERS

## Mega Bins - Produce Bins - Collapsible Bins



### Mega Bins:

Δ Polyethylene UV Stabilised Δ Forklift & Pallet Truck Compatible Δ Food Grade Δ Optional Lid, Dividers, Outlets, Bungs, Castors & Dollys Available



**MS7800 Solid**  
(Shown With Optional Divider,  
Outlet & Castors)  
Δ Colour Beige



**MS7810 Vented**  
Δ Colour Beige



(Mega Bin Bung Option  
Shown In Picture)



(Underside of Mega Bin With Tipping  
Bar Option Shown In Picture)



### Collapsible Bulk Pallet Bins:

Δ Food Grade UV Stabilised Δ Collapses to Almost One Third of Their Size Saving on Transport Costs  
Δ Optional Lid Available



**APBB470S Solid**  
**APBB470V Vented** (Shown in Picture)  
Δ Colour Grey



**APBB750S Solid**  
**APBB750V Vented** (Shown in Picture)  
Δ Colour Grey



**APBB750V Vented**  
(3 x Units Shown in  
Collapsed Position)



### Produce Bins:

Δ High Quality Food Grade Plastic Δ Unique Unlock System Separates Nesting Bin & Pallet for Stacking Capability Δ Detachable 2 Way Pallet With Vented Holes

Product Name	Model	External Dims LxWxH (mm)	Internal Dims LxWxH (mm)	Capacity (Litres)	Optional Lid to Suit
Mega Bins (Stacking)	MS7800 Solid	1162x1162x780	1082x1082x650	780	Lid Mega Bin
	MS7810 Vented	1162x1162x780	1082x1082x650	780	Lid Mega Bin
	MS7800B With Bung	1162x1162x780	1082x1082x650	780	Lid Mega Bin
	MS7810B With Bung	1162x1162x780	1082x1082x650	780	Lid Mega Bin
	MS7800TB With Tipping Bar (Mild Steel or Galvanised)	1162x1162x780	1082x1082x650	780	Lid Mega Bin
	MS7810TB With Tipping Bar (Mild Steel or Galvanised)	1162x1162x780	1082x1082x650	780	Lid Mega Bin
Produce Bin (Stacking & Nesting)	APBB780S Solid (Meat & Poultry)	1165x1165x780	1090x1090x642	780	Lid Mega Bin
	APBB780V Vented (Fresh Produce)	1165x1165x780	1090x1090x642	780	Lid Mega Bin
Collapsible Bulk Pallet Bins (Stacking)	APBB470S Solid	1162x1162x560	1090x1080x400	470	APBB Lid
	APBB470V Vented	1162x1162x560	1090x1080x400	470	APBB Lid
	APBB750S Solid	1162x1162x780	1090x1080x635	780	APBB Lid
	APBB750V Vented	1162x1162x780	1090x1080x635	780	APBB Lid



**APBB780S Solid**  
**APBB780V Vented** (Shown in Picture)  
Δ Colour Green

# PLASTIC STORAGE CONTAINERS

## Plastic Round Containers & Plastic Drums



**Nally Plastic Round Containers:**  
△ Food Grade △ Optional Dollys Available (See Trolleys Section)



**IH091**  
△ Colour Natural



**IP016 Lid**  
△ Colour Natural

**IP015**  
△ Colours Natural & Red



**IP016 Lid**  
△ Colour Natural

**IP018**  
△ Colours Natural & Green



**IP018 Lid**  
△ Colour Natural



**Mauser Drum:**  
△ Non-Rusting & Dent Resistant △ Tap Outlet Included △ Dangerous Goods Optional Also Available



**DRUM 220**  
△ Colour Blue



**Open Head Round Drums:**  
△ Food Grade △ Rubber Sealed Screw Lid △ Tap Outlet



**DRUM 30L**  
△ Colours Natural & Black (Black Non-Food Grade)



**DRUM 60L**  
△ Colours Natural & Black (Black Non-Food Grade)



**TAP**  
△ Suits 60L, 30L, 25L & 15L Drums



**Rectangular Drums:**  
△ Food Grade △ Tap Outlet



**DRUM 15L RECT**  
△ Colour Natural



**DRUM 25L RECT**  
△ Colour Natural

Product Name	Model	External Dims LxWxH (mm) DiaxH (mm)	Internal Dims LxWxH (mm)	Capacity (Litres)	Optional Lid to Suit
Meat Tub (With Handles)	IH091	700x600x340	635x535x320	54	
Nesting Round Containers	IP015	540 (Rim) x 508 390 (Base) x 508		67	IP016
	IP018	540 (Rim) x 610 375 (Base) x 610		84	IP016
	IP025	637x455		113	IP026
Mauser Drum	DRUM 220	580x950		220	Included
Open Head Round Drums	DRUM 60L	402x623		60	Included
	DRUM 30L	325x465		30	Included
Rectangular Drums	DRUM 15L RECT	270x270x310		15	Included
	DRUM 25L RECT	270x270x450		25	Included



# PLASTIC STORAGE CONTAINERS

## Rotomould Round Drums & Round Tanks



### Tapered Nesting Drums:

Δ Heavy Duty Food Grade Polyethylene Δ Colours Natural & Black (Black Non-Food Grade)



MH1640



MH1643



MH1647



MH1648 (Shown With Optional MH1653 Lid)

LID MH1653



### Closed Head Drums:

Δ 150mm Sealable Screw Lid Δ Calibrated Indicator Levels Δ 20mm (3/4" BSP) Outlet for Optional Discharge Δ Colours Natural & Blue



MH1605 (Shown in Picture)  
MH1606



MH1607



### Open Head Drums:

Δ Heavy Duty Food Grade Polyethylene Δ Food Grade Δ Colours Natural & Blue



E984



E459



### Round Circular Tanks

Δ Heavy Duty Food Grade Polyethylene Δ Removable Lid Δ Colours Natural & Black (Black Non-Food Grade)



TA1264 (Shown in Picture)  
TA1272  
TA1276

Product Name	Model	Diameter (mm)	Height (mm)	Capacity (Litres)	Optional Lid to Suit
Tapered Nesting Drums	MH1640	430	460	40	MH1641
	MH1643	490	450	58	MH1644
	MH1647	540	710	115	MH1649
	MH1648	630	920	215	MH1653
Closed Head Drums	MH1605	495	675	125	Included
	MH1606	600	865	235	Included
	MH1607	590	1040	265	Included
Round Circular Tanks	E984	330 (Rim) 570 (Base)	675	120	Included
	E459	330 (Rim) 570 (Base)	1020	200	Included
Open Head Drums	TA1264	950	845	450	Included
	TA1272	915	1145	680	Included
	TA1276	950	1345	800	Included

# PLASTIC STORAGE CONTAINERS

## Buckets - Pails



### Nally Buckets:

△ Food Grade Polypropylene

LID N148  
△ Colour White



N151 (Shown With Optional Lid)  
△ Colours White & Red

LID N073  
△ Colour White



N258 (Shown With Optional Lid)  
△ Colour White

LID N073  
△ Colour White



N075 (Shown With Optional Lid)  
△ Colours White, Blue & Red



### Nally Plastic Pails:

△ Food Grade Polypropylene △ Tamper Evident Lid System △ With Handle △ Colour White (Standard)

VIP1 Lid

VIP1 Lid



VIP1  
△ Plastic Handle

VIP2 Lid



VIP2  
△ Plastic Handle



VIP4  
△ Metal Handle

VIP10 Lid



VIP10  
△ Metal Handle

VIP15/20 Lid



VIP15  
△ Metal Handle

VIP15/20 Lid



VIP20  
△ Metal Handle

VIP10 Flip Lid



VIP10 SQ Lid

VIP10 SQ  
△ Plastic Handle



VIP20 SQ  
△ Plastic Handle

VIP20 SQ Lid

Product Name	Model	Diameter (mm)	Dimensions LxW (mm)	Height (mm)	Capacity (Litres)	Optional Lid to Suit
Nally Buckets	N151	300		295	13.6	N148
	N258	360		295	18.2	N073
	N075	360		360	22.7	N073
Nally Round Pails	VIP1	130 (Rim) 107 (Base)		120	1	VIP1 LID
	VIP2	163 (Rim) 134 (Base)		155	2	VIP2 LID
	VIP4	209.5 (Rim) 173.3 (Base)		190	4	VIP4 LID
	VIP10	276 (Rim) 226 (Base)		266	10	VIP10 LID
	VIP15	305 (Rim) 256 (Base)		311	15	VIP15/20 LID
	VIP20	305 (Rim) 256 (Base)		408	20	VIP15/20 LID
Nally Square Spacesaver Pails	VIP10 SQ		234 x 234 (Rim) 195 x 195 (Base)	303	10	VIP10 SQ LID VIP10 FLIP LID
	VIP20 SQ		266 x 266 (Rim) 235 x 235 (Base)	391	20	VIP20 SQ LID



# PLASTIC STORAGE CONTAINERS

## Rubbermaid Brute Bins & Food Storage Containers



### Rubbermaid Brute Bins:

△ Food Grade △ Reinforced Rims for Added Strength △ Bag Cinches Secure Liners for Knot Free Liner Changes △ Venting Channels Making Removing Liners up to 50% Easier △ Optional Twist On/Twist Off Dolly △ Optional Lids Available △ Standard Colours Grey & White (Other Colours Available)



**Dolly 2640**  
△ Suits Models 2620, 2632, 2643 & 2655



**Dolly 3530**  
△ Suits Model 3526



**2620** (Shown With Optional Tap Outlet)

Product Name	Model	Dimensions DiaxH (mm)	Dimensions LxWxH (mm)	Capacity (Litres)	Optional Lid to Suit	Optional Dolly to Suit
Rubbermaid Brute Containers	2610	397x435		38	2609	NA
	2620	495x581		76	2619	2640
	2632	599x692		121	2631	2640
	2643	610x800		166	2645	2640
	2655	673x838		208	2654	2640
	3526		546x546x572	106	3527	3530



### Rubbermaid Ingredient Bins:

△ Clear Polycarbonate Lid △ Scoop Included With Bin △ Fitted With 76mm Castors △ Colour White



**3600-88** (Shown In Picture)

**3603-88** (Shown In Picture)

Product Name	Model	Dimensions (LxWxHmm)	Capacity (Litres)	Flour Capacity (kg)	Sugar Capacity (kg)
Rubbermaid Ingredient Bins	3600-88	743x333x711	80 (Or 40 Cups)	56.2	71.7
	3602-88	749x394x711	100 (Or 500 Cups)	69.9	89.4
	3603-88	756x457x711	120 (Or 600 Cups)	85.3	108.9
Rubbermaid Storage Bins	9G57	597x292x429	20.4	11.3	22.7
	9G58	597x488x429	40.5	22.7	45.4



### Rubbermaid Storage Bins:

△ Food Grade With Clear Windows △ Integrated 2 Cup Scoop & Hook △ Patented Lid Design Allows for One Handed Access While Stacked △ Colour White



**9G-58**

**9G-57**

# PLASTIC STORAGE CONTAINERS

## Rubbermaid Waste Bins



### Rubbermaid Slim Jim Bins:

△ Space Saving △ With Venting Channels Which Reduce Force Required to Remove Liners by up to 60% △ Bins Nest for Storage △ Optional Lids & Dollies Available



FG354007 Blue

△ Bin Recycling Symbol for Blue & Green



1955959 Black



1971258 Grey



1971259 Beige



FG354060 (Shown With Optional 1980602 Trainable Dolly)



FG354060 (Shown With Optional 1968468 Stainless Steel Dolly)



FG267360 Black

△ Untouchable Top



FG267288 Green

△ Bottle Recycling



FG270388 Blue

△ Paper Recycling Top



FG267400 Black

△ Hinged Lid



FG268888 Grey

△ Handle Lid



### Rubbermaid Slim Jim Step-On Front Step Containers:

△ Slim Profile Fits into Tight Spaces △ Constructed With Premium Quality Plastic △ Higher Foot Pedal Clearance for Easier Access △ Optional Rigid Liner & Stainless Steel Versions Available



1883554 White



1883573 Yellow



1883566 Red



1883613 Black



1883552 Beige



1901985 Rigid Liner



1901985 Stainless Steel

Product Name	Model	Dimensions LxWxH (mm)	Optional Lids	Optional Dollies	Capacity (Litres)
Rubbermaid Slim Jim Containers With Venting Channels	FG354060 BEI FG354060 BLK FG354060 GRY	559x279x762	FG267360 FG269288 FG270388 FG267400 FG268888	1968468 1980602	87
	FG354007 BLU FG354007 GRN	559x279x762	FG267360 FG269288 FG270388 FG267400 FG268888	1968468 1980602	87
	1955959 BLK	559x279x635	FG267360 FG269288 FG270388 FG267400 FG268888	1968468 1980602	60
	1971258 GRY	559x279x635	FG267360 FG269288 FG270388 FG267400 FG268888	1968468 1980602	60
	1971259 BEI	559x279x635	FG267360 FG269288 FG270388 FG267400 FG268888	1968468 1980602	60
Dollies to Suit all Rubbermaid Slim Jims	1968468 (Stainless Steel)				
	1980602 (Resin Trainable)				
Lids to Suit all Rubbermaid Slim Jims	FG267360 BLK (Untouchable Top)				
	FG269288 GRN FG269288 RED FG269288 YEL (Bottle Recycling)				
	FG270388 BLU (Paper Recycling)				
	FG267400 BLK (Hinged Lid)				
	FG268888 GRY (Handle Lid)				

Product Name	Model	Dimensions LxWxH (mm)	Optional Rigid Liner	Optional Stainless Steel Version	Capacity (Litres)
Rubbermaid Slim Jim Step-On Front Step Containers	1883554 WHT	380x230x400	1883617		15
	1883563 RED	380x230x400	1883617		15
	1883572 YEL	380x230x400	1883617		15
	1883599 GRY	380x230x400	1883617		15
	1883608 BLK	380x230x400	1883617	1901982	15
	1883456 BEI	425x271x536	1883618		30
	1883555 WHT	425x271x536	1883618		30
	1883564 RED	425x271x536	1883618		30
	1883573 YEL	425x271x536	1883618		30
	1883600 GRY	425x271x536	1883618		30
	1883609 BLK	425x271x536	1883618	1901985	30
	1883458 BEI	456x292x719	1883619		50
	1883557 WHT	456x292x719	1883619		50
	1883566 RED	456x292x719	1883619		50
	1883575 YEL	456x292x719	1883619		50
	1883602 GRY	456x292x719	1883619		50
	1883611 BLK	456x292x719	1883619	1901992	50
	1883460 BEI	500x311x803	1883620		68
	1883559 WHT	500x311x803	1883620		68
	1883568 RED	500x311x803	1883620		68
	1883577 YEL	500x311x803	1883620		68
	1883613 BLK	500x311x803	1883620		68
	1883552 BEI	570x353x826	1883621		90
	1883561 WHT	570x353x826	1883621		90



# PLASTIC STORAGE CONTAINERS

## Mobile Waste Bins & Tilt Trucks



### Mobile Waste Bins:

△ High UV Resistance Polyethylene △ 200mm Diameter Wheels (360 Litre 300mm Diameter Wheels) △ Standard Colours Dark Green, Red, Dark Grey, Blue & Yellow (Blue & Green for 4 Wheeled Bins)



#### BIN120

△ Standard Colours Dark Green, Red, Dark Grey, Blue & Yellow

#### BIN240

△ Standard Colours Dark Green, Red, Dark Grey, Blue & Yellow



#### BIN360

△ Standard Colours Dark Green, Red, Dark Grey, Blue & Yellow



Optional Foot Pedal Available



#### BIN660

△ Standard Colours Green & Blue



BIN1100 Flat Lid (Shown In Picture)

BIN1100 Round Lid

△ Standard Colours Green & Blue



### Rubbermaid Tilt Trucks:

△ Fits Through Standard Commerical Doors & Elevators △ Constant Force Design Allows For Controlled Dumping by One Person △ Non Marking Castors △ Optional Lids Available



#### FG101100

△ Structural Foam Construction



#### FG131400

△ Rotomould Construction



1028 Lid (Optional Lid for FG101100)



1317 Lid (Optional Lid for FG131400)



### Gho Cart:

△ Secured Lid Prevents Overflow or Smell Diffusion △ Suits Waste, Recycled Materials, Liquids etc △ Steel Frame for Pushing & Manoeuvring △ Available in 2 or 4 Wheel Configuration



#### EA0374 GHO KART

EB0374 GHO CART (Shown In Picture)

△ Complete With Frame

Product Name	Model	External Dimensions LxWxH (mm)	Capacity (Litres)
Mobile Waste Bins	BIN120	480x550x940	120
	BIN240	580x730x1080	240
	BIN360	670x854x1181	360
	BIN660	1310x775x1175	660
	BIN1100 Flat Lid	1373x1073x1354	1100
	BIN1100 Round Lid	1373x1073x1455	1100

Product Name	Model	External Dimensions LxWxH (mm)	Optional Lid	Capacity (Litres)
Rubbermaid Tilt Trucks	FG101100	1640x770x970	1028	600
	FG131400	1840x860x1112	1317	800
Gho Cart (With Frame)	EA0374 2 Wheel	1195x760x965	Included	270
	EB0374 4 Wheel	115x760x965	Included	270

# PLASTIC STORAGE CONTAINERS

## Pallet Bins - Plastic Pallets



### Pallet Bins:

△ Food Grade Polyethylene △ Forklift & Pallet Truck Compatible  
△ Colours Natural & Blue △ Optional Lids Available




MH1630



MH1632  
△ Tipping Bars



MH1690



MH1631 (Shown in Picture)  
MH1691




### Plastic Pallets:


△ Minimal Pallet Maintenance Required △ Hygienic,  
Easy Cleaned & Sterilised △ Lightweight, Reducing  
Freight Costs △ Tough & Durable



NS910 Export 4 Way  
△ Injection Moulded  
△ \* Static Storage



IH537 4 Way  
△ Polyethylene  
△ \* Static Storage



NS900 Enviropal 4 Way  
△ Injection Moulded  
△ \* Static Storage



MH1673 Flat Top Raised Edge (Shown in Picture)  
MH1672 Flat Top  
△ Medium Density Polyethylene



### Merchandising Units:

△ Food Grade Polypropylene △ Holds Various  
Nally Model Crates △ Colour Black △ Optional  
Crates Available



IH4006 Pallet Version



IH4000 Dolly 2 x Fixed  
2 x Swivel Castors (Shown With Optional  
IH060, IH051, IH078 Bins & IH052 Lids)



### Spillguards:

△ Polyethylene for Chemical Resistance △ One  
Piece Construction △ Drainage Holes for  
Decanting △ Colour Black



NS905 2 Drum



NS906 4 Drum



MH1627 Bunded Pallet

Product Name	Model	External Dims LxWxH (mm)	Volume (Litres)	Capacity (kg)	Optional Lid to Suit
Pallet Bins	MH1630	1030x890x1137	1000	1000	MH1631
	MH1632	1030x890x1137	1000	1000	MH1631
	MH1690	1157x1130x1395	1500	1500	MH1691
Plastic Pallets	IH537 4 Way	1165x1165x160		4000 *	
	NS900 Enviropal 4 Way	1165x1165x150		8000 *	
	NS910 Export 4 way	1100x1100x130		1000 *	
	MH1672 Flat Top	1165x1165x150		500	
	MH1673 Raised Edge	1165x1165x150		500	
Merchandising Units	IH4000 Dolly 2 x Fixed 2 x Swivel Castors	790x600x195		500	
	IH4006 Pallet Version	790x600x172		500	
Spillguards	NS905 2 Drum	1240x620x280	120		
	NS906 4 Drum	1240x1240x280	240		
	MH1627 Bunded Pallet	1157x1157x410	240		



# PLASTIC STORAGE CONTAINERS

## Spacecase Storage Boxes



### Spacecases:

△ UV Stabilised Food Grade Polyethylene Plastic △ Suitable for Tools, Equipment, Camping, 4WD, Computers, Photography etc △ Dust Seal - Resists Dust, Water, Chemicals & Oil △ Reinforced Rims for Added Strength △ Optional Trays for Some Models △ Optional Castors Available △ Standard Colours Grey & Blue



**GENERAL RANGE**  
BG090040040 (Shown in Picture)



**MODULAR 550/1100 RANGE**  
(BG055045L08 Shown in Picture)



**MODULAR 620/1240 RANGE**  
(BG124062067 Shown in Picture With Optional Castors)



**MODULAR 520/1040 RANGE**  
BG104045025 Shown in Picture With Optional Castors)



**FRONT OPENING RANGE**  
(BG055036045BP Shown in Picture)



**INSULATED BOX RANGE**  
(BS060042034ULT Shown in Picture)

Product Name	Model	External Dims LxWxH (mm)	Opening LxWxH (mm)	Internal Dims LxWxH (mm)	Weight (kg)
General Range	BG030030020	300x300x200	225x225	250x250x145	2.5
	BG030030030	300x300x300	225x225	250x250x250	3.3
	BG035034034	350x340x340	300x300	320x320x300	3.5
	BG042033018	420x330x180	350x245	340x255x150	3.1
	BG046038015	460x380x150	395x305	420x335x105	3.3
	BG050045021	500x450x210	420x375	450x400x165	5
	BG050045031	500x450x310	425x375	450x400x265	5.5
	BG057032032	570x320x320	490x225	510x280x280	4
	BG070055037	700x550x370	595x445	630x500x320	9
	BG078038038	780x380x380	700x290	720x330x310	6
	BG084031018	840x310x180	765x255	765x255x150	5.2
	BG084044018	840x440x180	765x375	765x375x150	6.7
	BG084044067	840x440x675	765x375	765x375x640	13
	BG084044080	840x440x800	765x375	765x375x770	13.5
	BG090040040	900x400x400	790x290	850x300x325	12.5
	BG090055040	900x550x400	755x405	850x490x325	12.5
	BG090062055	900x620x550	850x560	850x570x500	18
	BG110110050L20	1100x1100x500	940x940	1040x1040x350	35
	BG110110080L20	1100x1100x800	940x940	1040x1040x700	45
	BG110110080L50	1100x1100x800	940x940	1040x1040x645	45
	BG110110110	1100x1100x1100	940x940	1040x1040x940	55
	BG120055040	1200x550x380	1080x440	1150x460x300	15
	BG124028040	1240x280x400	1165x480	1230x225x330	13
	BG140032032	1400x320x320	1310x230	1310x240x235	13
	BG165110045	1650x1100x450	1500x940	1565x1020x380	60
	BG180074094	1800x740x940	1635x585	1730x680x750	55.5
	BG215032032	2150x320x320	2065x235	2065x235x230	19
Modular 550 / 1100 Range	BG055055025L08	550x550x225	470x440	490x490x175	6.8
	BG055055031L08	550x550x310	470x440	490x490x260	7.8
	BG055055045L08	550x550x450	470x440	490x490x405	8
	BG055055055L30	550x550x550	470x440	490x490x550	9
	BG055055067L08	550x550x675	470x440	490x490x630	10.5
	BG055055067L30	550x550x675	470x440	490x490x640	11
	BG055055080L08	550x550x800	470x440	490x490x745	13
	BG055055102L30	550x550x1020	470x440	490x490x990	15
	BG110055025L08	1100x550x225	1020x440	1045x495x180	12
	BG110055031L08	1100x550x310	1020x440	1045x495x260	14.5
	BG110055045L08	1100x550x450	1020x440	1045x495x405	16
	BG110055055L30	1100x550x550	1020x440	1045x495x505	18
	BG110055067L08	1100x550x675	1020x440	1045x495x630	21
	BG110055067L30	1100x550x675	1020x440	1045x495x650	21
	BG110055080L08	1100x550x800	1020x440	1045x495x750	22
	BG110055102L30	1100x550x1020	1020x440	1045x495x980	24
	BG110090045	1100x900x450	1000x800	1045x850x360	30
	BG165055045	1650x550x450	1560x440	1565x455x385	23.5
	BG165055067	1650x550x675	1560x440	1610x480x570	30
	BG220055045	2200x550x450	2110x440	2140x490x385	35
	BG220055067	2200x550x675	2100x450	2140x490x605	45
Modular 620 / 1240 Range	BG062031031	620x310x310	540x235	570x260x250	5.8
	BG062031045	620x310x450	540x235	570x260x375	7.8
	BG062062031	620x620x310	545x545	570x570x230	9
	BG062062045	620x620x450	545x545	570x570x380	12
	BG062062067	620x620x675	540x540	570x570x615	15
	BG124062031	1240x620x310	1155x540	1185x565x230	18
	BG124062045	1240x620x450	1155x540	1185x565x370	28
	BG124062067	1240x620x675	1155x540	1185x565x595	32
	BG052045025	520x450x225	440x354	465x395x170	6
	BG052045031	520x450x310	440x354	465x395x245	6.2
Modular 520 / 1040 Range	BG052045045	520x450x450	440x354	465x395x395	8
	BG104045025	1040x450x225	960x354	990x395x180	12
	BG104045031	1040x450x310	960x354	990x395x245	13
	BG104045045	1040x450x450	955x350	955x355x395	14.5
	BG104090031	1042x900x310	950x800	950x800x235	16.5
	BG104090045	1042x900x450	950x800	950x800x385	18
	BG055036045BP	550x360x440	495x370	455x310x410	10.5
	BG055055045BP	550x550x440	495x370	455x500x410	14
Front Opening Range	BG055055045FO	550x550x440	495x370	455x500x410	14
	BS060042034ULT	620x410x340	515x305	515x305x230	8.2
	BS062062045ULT1	620x620x450	500x500	500x500x230	13
Insulated Box Range	BS124062045ULT1	1240x620x450	1115x500	1115x500x320	28
	BG057TRAYBK	505x240x65		490x230x60	1
General Range Tray	BG090TRAYBK	780x435x95		750x400x90	1.5
Modular 550 / 1100 Range Tray	BG055TRAYBK	395x395x85		385x385x80	1
Modular 620 / 1240 Range Tray	BG110TRAYBK	790x425x95		760x400x90	1
	BG062TRAYBK	540x235x55		500x220x50	1



# PLASTIC STORAGE CONTAINERS

## Rotomould Rectangular & Square Tanks



### Rectangular Tanks (Economy Range):

Δ Polyurethylene Construction, Not Suitable for Liquids Δ Colours Natural, Blue & Black (Other Colours Available) Δ Optional Dollys, Lids & Tap Outlets Available



RM200  
(Shown With Optional Tap Outlet)



LID RM340  
RM340  
(Shown With Optional Lid)



RM455  
(Shown With Optional Dolly)  
DOLLY RM455



### Square Tanks (Premium Range):

Δ Robust Polyethylene Construction Δ Suitable for Liquids, Food, General Materials & Chemical Applications Δ Colours Standard Natural & Black Δ Optional Dollys, Lids & Tap Outlets Available



TA1208  
(Shown With Optional Dolly)



### Rectangular Tanks (Premium Range) - Continued Next Page:

Δ Robust Polyethylene Construction Δ Suitable for Liquids, Food, General Materials & Chemical Applications Δ Colours Standard Natural & Black Δ Optional Dollys, Lids & Tap Outlets Available Δ Please Request Drawings for Bins for More Accurate Internal & Lip Sizes if Exact Dimensions a Requirement



TA1209



TA12213



MH1665



TA1221

Product Name	Model	External Dims LxWxH(mm)	Capacity (kg)	Optional Lid to Suit
Rectangular Tanks	RM200	860x670x660	200	RM200 Lid
	RM340	1060x760x675	340	RM340 Lid
	RM455	1360x745x665	455	RM455 Lid
Square Tanks Premium Range	TA1208	720x720x510	165	TA1210
	MH1665	660x660x575	210	MH1666
	TA1221	655x655x915	310	TA1210
Rectangular Tanks Premium Range	TA1209	725x495x530	140	
	TA1213	720x655x720	170	
	TA1216	1170x660x530	250	TA1217
	TA1220	984x684x615	300	
	TA1224	1370x755x645	455	TA1225
	TA1233	1775x885x590	600	
	TA1229	1335x720x975	690	TA1225
	TA1238	2045x815x850	990	
	TA1240	2031x905x840	1220	
	TA1244	2140x1190x900	1380	



# PLASTIC STORAGE CONTAINERS

## Rotomould Rectangular Tanks



**Rectangular Tanks (Premium Range) Continued From Previous Page:**

△ Robust Polyethylene Construction △ Suitable for Liquids, Food, General Materials & Chemical Applications  
△ Colours Standard Natural & Black △ Optional Dollys, Lids & Tap Outlets Available △ Please Request  
Drawings for Bins for More Accurate Internal & Lip Sizes if Exact Dimensions a Requirement



TA1213



TA1216



TA1220



TA1224



TA1233



TA1225 LID (Shown in Picture)  
TA1217 LID



TA1229



TA1238



TA1240



TA1244

# MANUAL HANDLING

## Electrodrive Powered Tugs

### Tug Compact Powered Tug:

Δ Ideal for Towing Document, Stock, Bin, Linen & Medical Trolleys in Tight Spaces & Isles With Ease Δ Use Tiller Handle to Tow Tug, Operator is in Front of Load Increasing Visibility Δ Powered Towing Eliminates Push/Pull Injuries Caused by Moving Heavy Trolleys Δ Emergency Stop & Back Off Buttons Δ Standard Safety Brake Δ Forward & Reverse Drive Δ Made in Australia

#### TUGCOM500NH

Δ Pin Hitch Standard With Unit (Part No EDHT1316)



### Tug Evo Powered Tug:

Δ Ideal for Transporting Medical Carts, Moving Heavy Specialist Equipment & Moving Heavy Trolleys Δ Use the Tiller Handle to Tow Tug, Operator is in Front of Load Increasing Visibility Δ Powered Towing Eliminates Push/Pull Injuries Caused by Moving Heavy Trolleys Δ Emergency Stop & Back off Buttons Δ Standard Safety Brake Δ Forward & Reverse Drive Δ Supplied With Auto Latching Hitch Δ Made in Australia


#### TUGEVO1TNH (Shown in Picture) TUGEVO2TNH

Δ Auto-Latching Hitch Standard With Unit (Part No EDHT1810-024)



### Transpak Powered Trolley (Meal Delivery System):

Δ Makes Light Work of Meal Deliveries (Compatible With Burlodge, Socamel & Versigen) Δ Use the Tiller Handle to Tow the Tug, Operator is in Front of Load Increasing Visibility Δ Standard Safety Brake Δ Emergency Stop Button Δ Forward & Reverse Drive Δ Transpak is Completely Customised to Suit Any Meal Delivery System Δ Made in Australia



### Tug Classic Powered Tug:

Δ Powerful Workhorse Suitable for Moving Heavy Trolleys, Aircraft or Specialist Equipment Δ Use the Tiller Handle to Tow Tug, Operator is in Front of the Load Increasing Visibility Δ Utilises a Powerful 48V System to Allow a Single Operator to Move Big Loads Δ Supplied With a Hook-Pin Hitch Δ 3 Speed Δ Emergency Stop Δ Standard Safety Brake Δ Forward & Reverse Drive Δ Made in Australia



Product Name	Model	Dimensions LxW (mm)	Height (mm)	Max Speed (km/hr)	Battery	Tow Cap. (kg)
Tug Compact Powered Tug	TUGCOM500NH	650x609	891 (Handle Down)	Up to 5	2 x 12V 26Ah MK-Gel With 24V Smart Charger	500
Tug Evo Powered Tug	TUGEVO1TNH (No Hitch)	1480x610	852 (Handle Down)	Up to 5	2 x 12V 42AHV MK-Gel With 48V Smart Charger	1000
	TUGEVO2TNH (No Hitch)	1480x610	852 (Handle Down)	Up to 5	2 x 12V 42AHV MK-Gel With 48V Smart Charger	2000
Tug Classic Powered Tug	TUG CLASSIC 3.5T (Including Lock-Tow Hitch)	1550x740	750	Up to 4	2 x 12V 42Ah MK-Gel With 24V Smart Charger	3500
Transpak Powered Trolley Meal Delivery System	TRANSPAK500	1980x700	860 (Handle Down)	Up to 4	2 x 12V 26Ah MK-Gel With 24V Smart Charger	500



# MANUAL HANDLING

## Powered Trolleys - Zallys Pedestrian Tow Tugger



### Zallys Pedestrian Tow Tugger:

△ Zallys Vehicles are Produced With High Quality Materials △ No License Required to Operate Zallys Vehicles △ Large Variety of Hitches Available for Particular Applications △ Metal Ballast Plates Can Be Fitted to Some Models to Add Extra Weight Capacity & Provide Extra Traction for Slippery Surfaces △ Made in Italy

\* Towing Capacity Based on Flat Ground for a Maximum of 3 Minutes. Load Based on Flat Ground, However, Capacity is Subject to Kind of Slope, Kind of Floor & Operating Time



M1 Compact Lightweight Tugger



M12 Hospital Bed & Trolley Mover



M3 Electric Vehicle With Tiller Head



M4 Compact Unit Towing & Pushing



M9R Shopping & Airport Trolley Mover With Remote Control



M5 Electric Power Pusher



M6.5 Electric Tug



M10 Cart Mover

Product Name	Model	Dimensions LxWxH (mm)	Platform Height (mm)	Max Speed (km/hr)	Max Slope (%)	*Load Capacity (kg)	*Tow Capacity (kg)
Zallys Pedestrian Tow Tugger	M1 Compact Lightweight Tugger	933x439x978		4	15		800
	M12 Hospital Bed & Trolley Mover	700x535x1256		5	15		1500
	M3 Electric Vehicle With Tiller Head	1338x673x1125	488	4.5	15	200	1500
	M4 Compact Unit Towing & Pushing	1338x720x1125	488	4.5	15	300	3000
	M5 Electric Power Pusher	1733x795x1320	500	5.5	15	500	4000
	M6.5 Electric Tug	1647x744x1172	349	4.5	15	500	6000
	M9R Shopping & Airport Trolley Mover With Remote Control	1660x720x1300	489	4.5	15	300	3000
	M10 Cart Mover	1789x925x1232	586	5	15	500	10,000
	M11 Powerful Cart Mover	1829x894x1212	583	5	15	500	15,000



M11 Powerful Cart Mover

# MANUAL HANDLING

## Pallet Stackers – Manual



### Manual Pallet Stackers:

△ Operation – Manual Push, Pull, Lift & Drop △ Hand or Foot Pedal Pump Up  
△ Extra Heavy Duty Steel Frames, Chains & Rams △ Straddle Option Suitable For All Pallet Types



SM5



S10N



S10WL



S15W



Closed Pallet



Open Pallet

Product Name	Model	Lift Height (mm)	Pallet Type	Adjustable Fork Tine Width (mm)	Capacity (kg)
Mini Hand Stacker	SM5	100 - 1200	Open	180 - 360	500
Light Duty Narrow Pallet Stacker	S10NL	120 - 1600	Open	210 - 560	1000
	S10N	80 - 1600	Open	320 - 740	1000
	S15N	80 - 1600	Open	320 - 750	1500
Narrow Pallet Stacker	S10WL	120 - 1600	Open Closed	210 - 850	1000
	S10W	80 - 1600	Open Closed	310 - 1460	1000
Straddle Stacker	S10W	80 - 1600	Open Closed	310 - 1460	1000
	S15W	80 - 1600	Open Closed	310 - 1460	1500



# MANUAL HANDLING

## Pallet Stackers – Semi & Full Electric



### Semi Electric Pallet Stackers:

▲ Operation – Electric Lift & Drop, Manual Push & Pull ▲ Emergency Stop Switch ▲ Extra Heavy Duty Steel Frames, Chains & Rams  
 ▲ Built In Charger, Just Plug into Power Point ▲ Straddle Option Suitable for all Pallet Types



Product Name	Model	Lift Height (mm)	Pallet Type	Adjustable Fork Tine Width (mm)	Capacity (kg)
Semi Electric Narrow Stacker	GE16N	90 – 1600	Open	360 – 690	1500
	GE30N	90 – 3000	Open	360 – 690	1500
	GE35N	90 – 3500	Open	360 – 690	1500
Semi Electric Straddle Stacker	GE16W	90 – 1600	Open Closed	360 – 690	1500
	GE30W	90 – 3000	Open Closed	360 – 690	1500
	GE35W	90 – 3500	Open Closed	360 – 690	1500
Full Electric Narrow Stacker	FE16N	90 – 1600	Open	360 – 690	1500
	FE30N	90 – 3000	Open	360 – 690	1500
Full Electric Straddle Stacker	FE16W	90 – 1600	Open Closed	360 – 690	1500
	FE30W	90 – 3000	Open Closed	360 – 690	1500



### Full Electric Pallet Stackers:

▲ Operation – Electric Lift & Drop, Electric Forward & Reverse ▲ Emergency Stop Switch ▲ Safety Reverse Electric Switch ▲ External Charger, Plugs Straight into Power Point ▲ Extra Heavy Duty Steel Frames, Chains & Rams




# MANUAL HANDLING

## Battery Electric Stairclimbers



### Sunwa Battery Electric Stairclimbers:

△ Carry Heavy Loads Such as Vending Machines, Safes etc Continuously Both on Stairs & Flat Ground △ Sealed & Maintenance Free Cordless Battery △ Battery Pack can Easily be Changed in One Touch Operation △ Spring Loaded Electromagnetic Brake Prevents Vehicle From Sliding Down Stairs Even When Motor has Stopped △ Made in Japan



CU606SF STR (Straight Handle)

CU606SF STD (Bent Handle)



### Buddy Lift Stairclimber & Lifter:

△ Loaded & Unloaded Autonomously & Effortlessly by One Operator △ When Unit Goes up the Stairs, the Load's Centre of Gravity can be Changed for Greater Comfort △ Powered Height Adjustment Means Load Can be Raised & Lowered to Assist With Loading & Unloading Objects △ Supplied With Fixing Strap & Automatic Battery Charger



Buddy Lift 160



Product Name	Model	Dimensions WxH (mm)	Ascend/Decend Speed (m/mm)	Battery Life	Unit Weight (kg)	Capacity (kg)
Sunwa Battery Electric Stairclimbers	CU606SF STD (Bent Handle) Heavy Duty Series	690x1950	3.3 - 4	60 Mins	140	600
	CU606SF STR (Straight Handle) Heavy Duty Series	690x1950	3.3 - 4	60 Mins	140	600
Buddy Lift Convertible Handtruck (Stairclimber & Lifter)	CU134A Compact Series	535x1520	6.6 - 10.7	30 Mins	50	130
	Buddy Lift 120	530x1510		500 Steps	44	120
	Buddy Lift 160	530x1510		300 Steps	44	160



CU134A Compact Series



CU134A Compact Series



# MANUAL HANDLING

## Liftaide Manual Lifters



### Liftaide Manual Lifters:

△ Powdercoated, Heavy Duty Construction △ Heavy Duty Chain Drive Lift  
△ N Series Fitted With 2 x Pneumatic Wheels △ G Series Fitted With 2 x Solid Rubber Wheels & 2 x 75mm Castors △ S Series Fitted With 4 x 100mm Swivel Castors (Rear With Brakes) △ Pull Apart Version for Easy Transporting Available △ Made in Australia



**N4-9**  
△ 2 x Pneumatic Wheels



**G4-12**  
△ 2 x Solid Wheels & 2 x 75mm Castors



**S4-12G Gas Bottle**  
△ 4 x 100mm Swivel Castors (Rear With Brakes)



**S4-12**  
△ 4 x 100mm Swivel Castors (Rear With Brakes)



**N4-9 Pull Apart Version**  
△ Pull Apart for Easy Transport



**S6-2-32 : 2 Stage** (Shown With Optional Enclosed Box)  
△ 4 x 100mm Swivel Castors (Rear With Brakes)

Product Name	Model	Table Size LxW (mm)	Lift Height (mm)	Capacity (kg)
Liftaide Manual Lifters	N4-9	500x400	900	150
	N4-12	500x400	1200	150
	N6-12	600x600	1200	150
	N6-15	600x600	1470	150
	G4-12	500x400	1200	150
	N4-9G	Gas Cylinder Lifter	900	150
	N4-12G	Gas Cylinder Lifter	1200	150
	S4-12G	Gas Cylinder Lifter	1200	150
	S4-12	500x400	1200	150
	S4-18	500x400	1800	150
	S4-20	500x400	2000	150
	S6-12	600x600	1200	150
	S6-18	600x600	1760	150
	S6-20	600x600	1960	150
	S6-2-32 2 Stage	600x600	3200	120

# MANUAL HANDLING

## Liftaide Custom Manual Lifters



### Liftaide Custom Manual Lifters:

△ Powdercoated, Heavy Duty Construction △ Heavy Duty Chain Drive Lift △ Custom Lifters Made to Suit any Application △ Made in Australia



Drum Rotator



Drum Lifter & Rotator



Cradle Lifter



Screen / TV Lifter



Computer / Server Lifter



Table Lifter



Counterbalanced Lifter



2 Stage Lifter



Gas Bottle Lifter With Pneumatic Wheels



# MANUAL HANDLING

## Liftaide Battery Electric Lifters & Battery Electric Custom Lifters



### Liftaide Battery Electric Lifters:

△ Powdercoated, Heavy Duty Construction △ Powerful 12 & 24V DC Operation  
Lift △ Sealed 20 or 40 Amp / Hr Battery △ Heavy Duty Worm Reduction Gearbox  
△ Fitted with 4 x 100mm Swivel Castors (Rear With Brakes) △ Custom Lifters  
Made to Suit any Application △ Made in Australia

Product Name	Model	Lift Height (mm)	Table Size LxW (mm)	Capacity (kg)
Liftaide Battery Electric Lifters	S3-12E	1200	400x400	100
	S3-18E	1750	400x400	100
	S4-12E	1200	500x400	150
	S4-18E	1800	500x400	150
	S4-20E	2000	500x400	150
	S6-12E	1200	600x600	150
	S6-18E	1760	600x600	150
	S6-20E	1960	600x600	150
	S6-2-32E 2 Stage	3200	600x600	120



S4-18E (Shown With Optional Roller at End of Table)

### Battery Electric Custom Liftaide Lifters



Electric Heavy Duty Server Lifter



Electric Stainless Steel 2 Stage Lifter



Electric Surgical Case Lifter



Electric Stainless Steel Drum Tipper



Electric Coin Lifter



Electric Heavy Duty Roll Lifter

# MANUAL HANDLING

## Lightweight Battery Electric Lifters

### Edmo Lift Work Positioners:

△ Dual Speed Elevation & Descent for Safer, More Efficient Control  
△ Battery Charger Indicator Mounted Centrally on the Push Handle in Direct View  
△ Optional V Tray Available, Other Attachments Custom Built  
△ Battery 24V, 7,2Ah  
△ Charger 1,5A/230V  
△ Made in Sweden



Optional V Tray Shown in Picture

### Pronomic Mini Stackers:

△ Light & Flexible Only 435mm Wide  
△ Has a Built-In Release Function, Which Serves as Protection From Crushing Injuries & Prevents Trolley From Tipping Over  
△ Options Include; Roll Handling Prong & V Cradle  
△ Battery 24V, Capacity 6.5Ah  
△ ES Model has Stainless Steel Chassis Suitable for Pharmaceutical Use  
△ Made in Sweden



### Pronomic Mini Stackers Stainless Steel:

△ Light & Flexible Only 435mm Wide  
△ Has a Built-In Release Function, Which Serves as Protection From Crushing Injuries & Prevents Trolley From Tipping Over  
△ Options Include; Roll Handling Prong & V Cradle  
△ Battery 24V, Capacity 6.5Ah  
△ Made in Sweden



Optional Roll Handling Prong Shown in Picture

Optional V Cradle Shown in Picture



### Powerlift GO:

△ Quick Push Button Up / Down Switch  
△ Unit Can Be Charged in Standard Power Socket  
△ Battery 24V 7.2Ah  
△ Can be Maneuvered in Confined Spaces  
△ Made in Europe



Product Name	Model	Dimensions LxWxH (mm)	Lift Height (mm)	Platform LxW (mm)	Capacity (kg)
Edmo Lift Work Positioners	WP85	795x600x1600	1440	470x600	85
	WP85EM	795x600x1920	1760	470x600	80
Pronomic Mini Stackers	90E Standard	750x498x1692	1353	440x498	90
	90E+250	750x498x1942	1603	440x498	90
	90E+500	750x498x2192	1853	440x498	90
Pronomic Mini Stackers Stainless Steel	90ES Standard	750x498x1692	1353	440x498	90
	90ES+250	750x498x1942	1603	440x498	90
	90ES+500	750x498x2192	1853	440x498	90
Powerlift GO	Powerlift GO	450x847x1700	1505	434x418	70



# MANUAL HANDLING

## Wheelie Bin Lifters

### Niftylift Bin Lifter:

△ Suitable for Retail Outlets, Offices & Factories △ Slow Release Gas Struts, Bin Won't Suddenly Drop & Cause Potential Injury △ Powdercoated Finish



**Nifty Bin Lifter**  
△ For 1500mm Skip Bins  
△ 120L & 240L Bins

### Econolift Bin Lifter:

△ Suitable For Schools, Factories, Retail Outlets & Offices △ Manual Winding Crank Handle △ Safety Cage Panels for Protection △ Powdercoated Finish



**Econolift Bin Lifter**  
△ For 1500mm Skip Bins  
△ 80L, 120L, 140L & 240L Bins

### Rugged (Manual) Bin Lifters:

△ Suitable for Construction Sites, Industrial Worksites, Mines, Factories & Spark Free Environments △ All Terrain Model for Outdoor Use With Pneumatic Wheels △ Powdercoated Finish



**Rugged Manual Bin Lifter**  
△ For 1500mm Skip Bins  
△ BLHP1800 Model for 1500mm & 1800mm Skip Bins  
△ 80L, 120L, 140L & 240L Bins

### Rugged (Powered) Bin Lifters:

△ Suitable for Construction Sites, Hotels, Apartments, High Rise Basements, Caravan Parks & Other Large Outdoor Areas △ Rechargeable Battery & Smart Charger △ All Terrain Model for Outdoor Use With Pneumatic Wheels △ Powdercoated Finish

#### Rugged Powered Bin Lifter

△ For 1500mm Skip Bins  
△ BLEH1800 Model for 1500mm & 1800mm Skip Bins  
△ 80L, 120L, 140L & 240L Bins



### Simplicity Plus Bin Lifters:

△ Suitable for Construction Sites, Apartment Blocks, Waste Management Companies, Event Organisers △ Battery Operated Hydraulic Push Button Unit △ 12V Rechargeable Battery & Smart Charger △ Powdercoated Finish



#### Simplicity Plus Bin Lifter

△ SIMPLUS150HY1500 For 1500mm Skip Bins  
△ SIMPLUS150HY1800 for 1800mm Skip Bins  
△ 80L, 120L, 140L & 240L Bins

### Universal Bin Lifters:

△ Suitable for Supermarkets, Schools, Construction Sites, Apartment Blocks, Waste Management Companies, Event Organisers △ Battery Operated Hydraulic Push Button Unit △ 12V Rechargeable Battery & Smart Charger △ Powdercoated Finish



**Universal Bin Lifter**  
△ UBL250HY1500 for 1500mm Skip Bins  
△ UBL250HY1800 For 1800mm Skip Bins  
△ 80L, 120L, 140L & 240L Bins

Product Name	Model	Dimensions LxWxH (mm)	Operation	Lifts Per Day	Highest Tip Point (mm)	Capacity (kg)
Niftylift Bin Lifter	NIFTYLIFT30	900x800x1420	Full Swing Manual Assisted	2	2850	30
Ecolift Bin Lifter	ECOLIFT50	1200x800x2000	Lift & Tilt – Manual Winding Crank Handle	6	2800	50
Rugged (Manual) Bin Lifters	BLHP1500	850x850x1700	Full Swing – Hydraulic Hand Pump	10	3250	100
	BLHPAT1500 All Terrain	850x850x1700		10	3250	100
	BHLP1500LL Lid Lifter Compatible	850x850x1700		10	3250	100
	BLHP1800	850x850x1960		10	3550	100
Rugged (Powered) Bin Lifters	BLEH1500	850x850x1700	Full Swing – Push Button Hydraulic System	50	3250	150
	BLEHAT1500 All Terrain	850x850x1700		50	3250	150
	BLEHAT1500LL Lid Lifter Compatible	850x850x1700		50	3250	150
	BLEH1800	850x850x1960		50	3550	150
Simplicity Plus Bin Lifters	SIMPLUS150HY1500	1500x980x2200	Lift & Tilt – Push Button Hydraulic System	100	2900	150
	SIMPLUS150HY1800	1500x980x2200		100	2900	150
Universal Bin Lifters	UBL250HY1500	1500x980x2200	Lift & Tilt – Push Button Hydraulic System	100 plus	2900	250
	UBL250HY1800	1500x980x2200		100 plus	2900	250



# MANUAL HANDLING

## Mobile Scissor Lift Tables – Manual



### Manual Mobile Scissor Lift Tables:

Δ Manual Push & Manual Hydraulic Foot Pump Lift Δ Brakes on Rear Wheels Δ Quick Release System Δ Optional Stainless Steel Tops Available for Non Stainless Steel Units



TF15



TF30 / TF50



TF75



TG50  
TG100 (Shown in Picture)



TFD70



TF200 Rough Terrain



TFD35



TF50S



TFD15S  
TFD35S (Shown in Picture)

Product Name	Model	Table Size LxWxH (mm)	Lift Height (mm)	Capacity (kg)
Manual Mobile Single Scissor Lift Tables	TF15	700x450x36	220 – 750	150
	TF30	850x500x50	285 – 880	500
	TF50	850x500x50	285 – 880	500
	TF75	1000x510x55	420 – 900	750
	TG50	1600x810x55	286 – 915	500
	TG100	2035x750x55	360 – 1360	1000
	TF200 Rough Terrain	1000x500x35	345 – 1010	200
Manual Mobile Double Scissor Lift Tables	TFD35	910x500x53	355 – 1300	350
	TFD70	1220x610x53	445 – 1500	700
Manual Mobile Single Scissor Stainless Steel Scissor Lift Table	TF50S	815x500x50	290 – 890	450
Manual Mobile Double Scissor Stainless Steel Scissor Lift Tables	TFD15S	700x445x36	250 – 1220	100
	TFD35S	910x500x53	355 – 1300	350



# MANUAL HANDLING

## Mobile Scissor Lift Tables – Battery Electric



### Battery Electric Scissor Lift Tables:

△ Battery Electric Push Button Lift & Lower △ Brakes on Rear Wheels △ Optional Stainless Steel Tops Available



### Battery Electric Powerlift Trolleys:

△ Suitable for Offices or Factories △ Battery Electric Push Button Lift & Lower △ Optional Stainless Steel Tops Available △ 240V Plug Pack △ 1 x Directional, 1 x Brake & 2 x Swivel Castors △ Lifts Approximately 150 Lifts Per Day



DCD-100 (Shown in Retracted Position)



DCD-100 (Shown in Extended Position)



DC-250

Product Name	Model	Table Size LxWxH (mm)	Lift Height (mm)	Capacity (kg)
Battery Electric Single Scissor Lift Tables	EFT50	1010x520x50	440 – 1025	500
Battery Electric Double Scissor Lift Table	EFTD35	910x500x53	370 – 1300	350
Battery Electric Powerlift Trolleys	DC-250	895x480x50	365 – 855	250
	DCD-100	895x480x50	460 – 1440	100

# MANUAL HANDLING

## Powered Scissor Lift Tables

### Single Scissor Powered Lift Tables:

△ Quality Units Manufactured by Safetech Australia △ Tables Comply With AS1418.8 △ Units Include Safety Bar & Wall Mounted Control △ Fitted With Safety Bar Which Stops Lift Table Descent in Case of an Obstruction △ Limit Switch Stops Motor When Lift Table is Fully Extended △ Hold Down Lugs Enable Table to be Fixed to Floor

#### AS Series

(Shown With Optional Paldisc Rotation Top)



AS Series

### Custom Scissor Lift Tables



Product Name	Model	Table Size LxWxH (mm)	Lift Height (mm)	Capacity (kg)	Power Unit
Single Scissor Powered Lift Tables	AS1-900	1300x1150	900	1000	240/1/50
	AS1-900W	1300x1200	900	1000	240/1/50
	AS2-900	1300x1150	900	2000	240/1/50
	AS2-900W	1300x1200	900	2000	240/1/50
	AS3-900	1300x1150	900	3000	415/3/50
	AS3-900W	1300x1200	900	3000	415/3/50
	AS1-1200	1800x1150	1200	1000	240/1/50
	AS1-1200W	1800x1200	1200	1000	240/1/50
	AS2-1200	1800x1150	1200	2000	415/3/50
	AS2-1200W	1800x1200	1200	2000	415/3/50
	AS3-1200	1800x1150	1200	3000	415/3/50
	AS3-1200W	1800x1200	1200	3000	415/3/50
	AS1-1600	2300x1150	1600	1000	415/3/50
	AS2-1600	2300x1150	1600	2000	415/3/50
	AS3-1600	2300x1150	1600	3000	415/3/50
	AS1-1600W	2300x1550	1600	1000	415/3/50
	AS2-1600W	2300x1550	1600	2000	415/3/50
	AS3-1600W	2300x1550	1600	3000	415/3/50
	AS1-1800	2550x1200	1800	1000	415/3/50
	AS2-1800	2550x1200	1800	2000	415/3/50
	AS3-1800	2550x1200	1800	3000	415/3/50
	AS1-1800W	2550x1600	1800	1000	415/3/50
	AS2-1800W	2550x1600	1800	2000	415/3/50





# MANUAL HANDLING

## Forklift Tipping Bins – Forklift Dumping Bins



### Fork Skip Tipping Bins:

- △ Tipping Action Via Manual Pushover Operation
- △ Fitted Fork Carriage & Safety Chain Attaches to Forklift During Dumping
- △ Drain Plug Fitted to Allow Emptying of Bin
- △ Zinc Finish



CFS Fork Skip Tipping Bin



### Bulk Self Dumping Bins:

- △ Designed for Self Dumping of Heavy Waste up to 3000kg (Suits Larger Forklifts)
- △ Self Dumping Mechanism Allows Operator to Activate Tipping Cycle From Driver's Seat
- △ Enamel Finish, Made From 5mm Plate & Channel Reinforcement



JSD Bulk Self Dumping Bin



### Self Dumping Bins:

- △ Economical Solution for Most Waste Applications Allow Emptying by Forklift or Crane
- △ Supplied With 4 x Crane Lugs & Upending Lugs
- △ Self Dumping Mechanism Allows Operator to Safely Activate Tipping Cycle From Driver's Seat
- △ Fitted With Drain Plug
- △ Galvanised Finish



CSD Self Dumping Bin



### WFH Self Dumping Bins:

- △ Designed as an Economical Solution to Waste Storage & Disposal of Industrial Waste
- △ Suitable for Use With Forklift or Overhead Crane
- △ Self Dumping Mechanism Allows Operator to Activate Tipping Cycle from Driver's Seat
- △ Galvanised Finish Made From 3mm Plate
- △ Optional Wheel Kit Available



WFH Self Dumping Bin

Product Name	Model	Bin Dimensions LxWxH (mm)	Fork Pocket Centres (mm)	Capacity (kg)
Fork Skip Tipping Bins	CFS6	924x730x847	367	350
	CFS9	924x1030x547	667	350
Bulk Self Dumping Bins	JSD18	1900x1910x1125	950	3000
	JSD24	1900x2510x1125	950	3000
	JSD30	1900x3110x1125	950	3000
Self Dumping Bins	CSD9	1570x900x1010	340	1500
	CSD12	1570x1200x1010	630	1500
	CSD18	1570x1800x1010	630	1500
Open Head WFH Self Dumping Bins	WFH5X74	1510x740x630	310	1500
	WFH9X74	1715x740x980	310	1500
	WFH5X11	1510x1150x630	695	1500
	WFH9X11	1715x1150x980	695	1500
	WFH9X20	1715x1986x980	695	1500

# MANUAL HANDLING

## Forklift Wheelie Bin Tippers – Forklift Bulk Bin Tippers



### Wheelie Bin Tippers:

- △ 180 Degree Rotation of 1 or 2 x 240 Litre Plastic Wheelie Bins With Forklift
- △ Ramp Fitted for Wheeling Bin into Position
- △ Simple Tipping Action Operated From Driver's Seat
- △ Zinc Finish



NWB-T1




NWB-T2



### Rotator Wheelie Bin Lifter / Tipper:

- △ Allows Self Dumping of 240 Litre Wheelie Bins When Using a Forklift With Rotator Attachment
- △ Slip on Attachment Allows Quick Connection to a Forklift
- △ Enamel Paint Finish



FWB24



### Forward Bulk Bin Tipper:

- △ Designed to Allow 180 Degree Rotation of Almost Any Bin
- △ Rotation Safely Carried Out From Forklift Operator's Seat
- △ Enamel Paint Finish or Zinc Finish



FBT-M



### Forward Wheelie Bin Tipper:

- △ Designed to Safely Empty 660 or 1100 Litre Plastic Wheelie Bins With Forklift or Overhead Crane
- △ Pull Cord Tipping Action Activated at a Safe Distance By Operator
- △ Enamel Paint Finish



FWC66

Product Name	Model	Bin Dimensions LxWxH (mm)	No. of Bins	Fork Pocket Centres (mm)	Capacity (kg)
Wheelie Bin Tippers	NWB-T1	1167x610x860	1	340	500
	NWB-T2	1167x1215x860	2	340	1000
Rotator Wheelie Bin Lifter / Tipper	FWB24	1522x900x255	2	700	500
Forward Bulk Bin Tippers	FBT-M	1371x1306x800	1	635	1500
Forward Wheelie Bin Tipper	FWC66	1660x1525x1196	1	800	500



# MANUAL HANDLING

## Forklift Slippers – Forklift Jib Attachments



### Forklift Extension Slippers:

Δ Designed to Extend the Length of Fork Tines & Versatility of Forklift Truck Δ Supplied With Toggle Locking Pins for Securing & Rating Plate Δ Zinc Finish (Slippers Used for General Usage Should be no Longer Than 167% of the Supporting Tine's Length. If Slippers are Longer Than 167%, Then the Usage of Those Slippers Shall be Restricted to Their Specified Application)



Forklift Extension Slippers

Product Name	Model	Working Load Limit (kg)	Load Centre (mm)	Length (mm)	Max Tine Size (mm)	Min Tine Size (mm)
Forklift Slippers	FE1-16	2500	500	1600	100x45	960
	FE1-18	2500	500	1780	100x45	1068
	FE1-20	2500	500	2000	100 x45	1260
	FE1-24	2500	500	2400	100 x45	1440
	FE2-16	4000	500	1600	135x50	960
	FE2-18	4000	500	1780	135x50	1068
	FE2-20	4000	500	2000	135x50	1260
	FE2-24	4000	500	2400	135x50	1440
	FE3-16	5000	500	1600	155x55	960
	FE3-18	5000	500	1780	155x55	1068
	FE3-20	5000	500	2000	155x55	1260
	FE3-24	5000	500	2400	155x55	1440
	FE3-30	5000	500	3000	155x55	1800
	FE4-18	8000	600	1780	160x65	1068
	FE4-20	8000	600	2000	160x65	1260
	FE4-24	8000	600	2400	160x65	1440
	FE4-30	8000	600	3000	160x65	1800




### Telescopic Jib (Short):

Δ General Purpose Short Reach Forklift Jib Which Suits Lifting & Maintenance Requirements in Confined Spaces Δ 1960mm Reach When Fully Extended Δ 1300mm Overall Length When Retracted Allows Use in Confined Spaces Δ Zinc Finish



FJCS25



FJCS50



### Telescopic Jib (Long):

Δ General Purpose Long Reach Forklift Jib Which Suits Most Lifting & Maintenance Requirements Δ 3500mm Reach When Fully Extended Δ 2100mm Overall Length When Retracted Δ Zinc Finish

Product Name	Model	Working Load Limit (kg)	Load Centre (mm)	Fork Pocket Size (mm)	Fork Pocket Centres (mm)
Telescopic Jib (Short)	FJCS25	Position 1: 2500 Position 2: 1200 Position 3: 900 Position 4: 750	790 1200 1580 1960	185x65	275
	FJCS50	Position 1: 4750 Position 2: 2400 Position 3: 1800 Position 4: 1500	780 1200 1580 1960	185x75	275
Telescopic Jib (Long)	FJCL25	Position 1: 2500 Position 2: 2500 Position 3: 1900 Position 4: 1650 Position 5: 1250 Position 6: 650 Position 7: 380 Position 8: 240	950 1410 1870 2000 2380 2760 3140 3250	185x65	275
	FJCL50	Position 1: 4750 Position 2: 4275 Position 3: 3800 Position 4: 3300 Position 5: 2500 Position 6: 1300 Position 7: 760 Position 8: 480	935 1395 1855 2000 2380 2760 3140 3520	185x75	275



FJCL25



FJCL50



# MANUAL HANDLING

## Forklift Drum Handling



### Forklift Drum Lifter DLM50:

△ Designed to Automatically Clamp a Standard 205 Litre Steel Drum Without Operator Leaving Driver's Seat △ Drum is Gripped by Pushing Arms Against the Drum Centre & Driving the Forklift Forward △ Zinc Finish



DLM50



### Forklift Drum Lifter DL1000:

△ Designed to Lift & Transport 205 Litre Steel Drums △ Belly Strap & Eccentric Lock Secures Drum in Position △ Plastic Barrel Option Available △ Zinc Finish



DL1000



### Forklift Drum Lifters BGN-1 & BGN-2:

△ Unique Beak Style Drum Lifter Designed for 205 Litre Steel Drums △ Operator Can Safely & Precisely Place Drums Without Leaving Their Seat △ Zinc Finish



BGN-1

BGN-2



### Forklift Drum Rotator DER40H:

△ Designed to Lift & Rotate a 205 Litre Steel Drum 360 Degrees △ Rotation of Drum Controlled Via a Large Worm Drive Gearbox Which Locks Drum in Position When Operator Stops Turning Handle, Preventing Dangerous & Uncontrolled Movements △ Plastic Barrel Option Available △ Zinc Finish



DER40H



### Forklift Drum Rotator DER40C:

△ Designed to Lift & Rotate a 205 Litre Steel Drum 360 Degrees △ Rotation of Drum Controlled Via a Large Worm Drive Gearbox Which Locks Drum in Position When Operator Stops Pulling Hand Chain, Preventing Dangerous & Uncontrolled Movement △ Plastic Barrel Option Available △ Zinc Finish



DER-40C



### Forklift Hydraulic Drum Rotator DC-R2:

△ Heavy Duty 205 Litre Steel Drum Lifter With Hydraulic Rotation Ability, Allowing Safe & Reliable Emptying of Drums △ Rotation Provided by Forklift Hydraulics & Controlled by the Third Function Lever △ Enamel Paint Finish



DC-R2



### Forklift Hydraulic Drum Rotator DC-GR2:

△ Heavy Duty 205 Litre Steel Drum Lifter With Hydraulic/Grab Rotation Ability, Allowing Safe & Reliable Emptying Of Drums △ Can Pick Up a Single Drum From a Pallet Without Disturbing Other 3 △ Rotation Provided by Forklift Hydraulics & Controlled by the Third & Fourth Function Lever △ Enamel Paint Finish



DC-GR2

Product Name	Model	No. of Drums	Fork Pocket Centre (mm)	Load Centre (mm)	SWL (kg)
Forklift Drum Lifters	DLM50	1	185x65	1340	500
	DL1000	1	185x65	1160	1000
	DL1000-PBO (Plastic Drums)	1	185x65	1160	350
	BGN-1	1	185x60	1210	1000
	BGN-2	2	185x60	1250	1500
Forklift Drum Rotators	DER40H 360 °	1	185x60	940	400
	DER40H-PBO 360 ° (Plastic Drums)	1	185x60	940	350
	DER40C 360°	1	185x60	940	400
	DER40C-PBO 360 ° (Plastic Drums)	1	185x60	940	350
Forklift Hydraulic Drum Rotators	DC-R2	1	185x65	1050	1000
	DC-GR2	1	185x65	1307	1000




# MANUAL HANDLING

## Forklift Container Ramps



### Forklift Container Ramp CRLN8:

△ Designed for Easy Placement & Removal △ Heavy Duty Construction to Suit Most Applications Where Container Access is Required by Forklift △ 3000mm Ramp Length (1500mm of Which is Horizontal) Allows Easy Pickup of First Pallet Where Forklift Has Insufficient Forward Tilt △ Raised Side Plates Prevent Forklift From Driving Off Side of Ramp △ Enamel Paint Finish



CRLN8



### Forklift Container Ramp CRSN8:

△ Designed for Easy Placement & Removal in Confined Spaces △ 1800mm Ramp Length Allows Easy Placement & Removal of Pallets in a Container △ Raised Side Plates Prevent Forklift From Driving Off Side of Ramp △ Enamel Paint Finish



CRSN8



### Forklift Container Ramp CRN8:

△ Designed for Bridging into Standard Containers From Ground Level △ 2000mm Ramp Length Allowing Easy Placement of Pallets in a Container △ Self-Levelling Lip Allows for Full Load Capacity When on Slightly Uneven Ground △ Safety Chains Ensure a Safe Connection to the Container While in Use △ Enamel Paint Finish



CRN8



### Forklift Container Ramp FCR65:

△ Designed as an Economic Solution for Safe Loading & Unloading of Goods From a Container △ 1500mm Ramp Length Allows for Easy Placement & Removal of Pallets in a Container △ Enamel Paint Finish



FCR65

Product Name	Model	Dimensions LxW (mm)	Capacity (kg)	Unit Weight (kg)
Forklift Container Ramps	CRLN8	3000x2320	8000	600
	CRSN8	1800x2320	8000	410
	CRN8	2000x2200	8000	275
	FCR65	1542x2000	6500	180



# MANUAL HANDLING

## Gravity Conveyors

### Steel Gravity Roller Conveyor (Straight):

△ NOTE: Frame & Rollers Only (Optional Stands, Castors & Extra Rollers Available) △ 50mm Steel Rollers




Steel Gravity Roller Conveyor  
(Shown With Optional Stands & Castors)

Product Name	Model	Frame LxW (mm)	Roller Pitch (mm)
Medium Duty Steel Gravity Roller Conveyor (Straight)	3MD3079	3000x305	79
	3MD30115	3000x305	115
	3MD30158	3000x305	158
	3MD4679	3000x460	79
	3MD46115	3000x460	115
	3MD4158	3000x460	158
	3MD6079	3000x610	79
	3MD60115	3000x610	115
	3MD60158	3000x610	158
	1.5MD3079	1500x305	79
	1.5MD30115	1500x305	115
	1.5MD30158	1500x305	158
	1.5MD4679	1500x460	79
	1.5MD46115	1500x460	115
	1.5MD4158	1500x460	158
	1.5MD6079	1500x610	79
	1.5MD60115	1500x610	115
	1.5MD60158	1500x610	158

### PVC Gravity Roller Conveyor (Straight):

△ NOTE: Frame & Rollers Only (Optional Stands, Castors & Extra Rollers Available) △ 50mm PVC Rollers



PVC Gravity Roller Conveyor

Product Name	Model	Frame LxW (mm)	Roller Pitch (mm)
Medium Duty PVC Gravity Roller Conveyor (Straight)	3PVC3079	3000x305	79
	3PVC0115	3000x305	115
	3PVC30158	3000x305	158
	3PVC4679	3000x460	79
	3PVC46115	3000x460	115
	3PVC158	3000x460	158
	3PVC6079	3000x610	79
	3PVC60115	3000x610	115
	3PVC60158	3000x610	158
	1.5PVC3079	1500x305	79
	1.5PVC30115	1500x305	115
	1.5PVC30158	1500x305	158
	1.5PVC4679	1500x460	79
	1.5PVC46115	1500x460	115
	1.5PVC4158	1500x460	158
	1.5PVC6079	1500x610	79
	1.5PVC60115	1500x610	115
	1.5PVC60158	1500x610	158


### Steel Gravity Roller Conveyor (Curved):

△ NOTE: Frame & Rollers Only (Optional Stands, Castors & Extra Rollers Available) △ Steel Rollers



Curved Steel Gravity Roller Conveyor

**RHS Stand:**  
△ Height Adjustable from 600 – 1000mm  
△ For Permanent Conveyor Installations




RHS Stand For Gravity Conveyors

Product Name	Model	Frame Width (mm)	Degree of Angle	Roller Pitch (mm)
Medium Duty Steel Gravity Roller Conveyor (Curved)	90MD3079	305	90	79
	90MD30158	305	90	158
	90MD4679	460	90	79
	90MD46158	460	90	158
	90MD6079	610	90	79
	90MD60158	610	90	158
	45MD3079	305	45	79
	45MD30158	305	45	158
	45MD4679	460	45	79
	45MD46158	460	45	158
	45MD6079	610	45	79
	45MD60158	610	45	158

### PVC Gravity Roller Conveyor (Curved):

△ NOTE: Frame & Rollers Only (Optional Stands, Castors & Extra Rollers Available) △ PVC Rollers



Curved PVC Gravity Roller Conveyor

Product Name	Model	Frame Width (mm)	Degree of Angle	Roller Pitch (mm)
Medium Duty PVC Gravity Roller Conveyor (Curved)	90PVC3079	305	90	79
	90PVC30158	305	90	158
	90PVC4679	460	90	79
	90PVC46158	460	90	158
	90PVC6079	610	90	79
	90PVC60158	610	90	158
	45PVC3079	305	45	79
	45PVC30158	305	45	158
	45PVC4679	460	45	79
	45PVC46158	460	45	158
	45PVC6079	610	45	79
	45PVC60158	610	45	158



# MANUAL HANDLING

## Flexible Conveyors



### Flexible Conveyors:

△ Flexibility Around Obstacles △ Extremely Mobile △ Lockable Castors △ Ideal for Temporary Packing Applications △ Can be 'Piggy Backed' for Longer Lengths △ Collapsible for Easy Storage



Flexible Plastic Wheel Conveyor  
(Shown in Closed Position)



Flexible Plastic Wheel Conveyor



Steel Wheel Conveyor

Product Name	Model	No. of Modules	Frame Length (mm)	Frame Width (mm)
Flexible Plastic Wheel Conveyors	SCZC-A2-450-2	2	768-2550	450
	SCZC-A2-450-4	4	1368-4734	450
	SCZC-A2-450-6	6	1968-6918	450
	SCZC-A2-600-2	2	768-2550	600
	SCZC-A2-600-4	4	1368-4734	600
	SCZC-A2-600-6	6	1968-6918	600
Flexible Steel Wheel Conveyors	SCZC-B2A-450-2	2	768-2250	450
	SCZC-B2A-450-4	4	768-2250	450
	SCZC-B2A-450-6	6	768-2250	450
	SCZC-B2A-600-2	2	768-2250	600
	SCZC-B2A-600-4	4	768-2250	600
	SCZC-B2A-600-6	6	768-2250	600
Flexible Steel Twin Roller Conveyors	SCZB-38-450-2	2	626-2282	450
	SCZB-38-450-4	4	1476-4208	450
	SCZB-38-450-6	6	2358-6908	450
	SCZB-38-600-2	2	626-2282	600
	SCZB-38-600-4	4	1476-4208	600
	SCZB-38-600-6	6	2358-6908	600



Steel Twin Roller Conveyor

# MANUAL HANDLING

## Tente Wheels



### Tente Wheels:

△ Contact Tente for Comprehensive Castor Catalogue & Full Specifications  
or Visit [tente.com.au](http://tente.com.au)



**Basetech**  
38 - 400mm Dia  
35 - 200kg

(Polypropylene Wheels)



**Duratech**  
50 - 400mm Dia  
55 - 7,500kg

(Polyamide & Thermosetting Plastic Wheels)



**Elastech**  
100 - 920mm Dia  
80 - 8,020kg

(Elastic & Silicone Rubber Wheels)



**Maxtech**  
50 - 200mm Dia  
40 - 500kg

(Injection-Moulded Polyurethane Wheels)



**Novatech**  
35 - 500mm Dia  
100 - 5,300kg

(Cast Polyurethane Coating Wheels)



**Puretech**  
50 - 400mm Dia  
40 - 12,560kg

(Rubber Tread Wheels)



**Supratech**  
50 - 200mm Dia  
50 - 160kg

(Thermoplastic Rubber Tread)



**Ultratech**  
50 - 150mm Dia  
40 - 100kg

(Premium Polyurethane)



**Rotacaster**  
125mm Dia  
115 - 160kg

(Multidirectional 360 Degree  
Polyurethane)



**Pneumatic**  
200 - 400mm Dia  
120 - 220kg

(Premium Butyl Rubber)



# MANUAL HANDLING

## Tente Castors



### Tente Castors:

△ Contact Tente for Comprehensive Castor Catalogue & Full Specifications or Visit [tente.com.au](http://tente.com.au)

#### Agila

50 - 150mm Dia  
40 - 100kg



#### Alpha

58 - 250mm Dia  
70 - 500kg



#### Anika

55 - 75mm Dia  
45 - 50kg



#### Aviana

75mm Dia  
100kg



#### Compacta

14 - 50mm Dia  
10 - 40kg



#### Delta

125 - 200mm Dia  
300 - 600kg



#### Delta Twin

125 - 200mm Dia  
600 - 750kg



#### E-Drive

125mm Dia  
400kg



#### Galea

100 - 125mm Dia  
60 - 100kg



#### Glide

38mm Dia



#### Integral

100 - 200mm Dia  
80 - 150kg



#### Integral Twin

100 - 150mm Dia  
125 - 250kg



#### Kappa Flex

160 - 200mm Dia  
360 - 750kg



#### Kappa

80 - 300mm Dia  
300 - 2,000kg



#### Levina

75 - 150mm Dia  
60 - 100kg



#### Linea

50 - 150mm Dia  
40 - 150kg



#### Lumina

35 - 100mm Dia  
20 - 100kg



#### Mono

50 - 100mm Dia  
30 - 70kg



#### Omrikon

100 - 500mm Dia  
900 - 6,000kg



#### Radiata

1,200 - 1,500kg



#### Scout

160 - 200mm Dia  
150 - 350kg



#### Smiles

40mm Dia  
50kg



#### Stora

75 - 160mm Dia  
55 - 160kg



#### Stylea

35 - 100mm Dia  
40 - 100kg



#### Zeta

125 - 250mm Dia  
300 - 800kg





# MANUAL HANDLING

## Ajustafoot & Tube Ends



### Ajustafoot & Tube Ends:

△ The Adjustafoot is a Multi Adjustable Pedestal Foot Ideal For Industrial, Commercial, Workshop or Food Industry Applications

△ Special Insert in the Base Helps to Absorb Vibration Which Means Your Machinery Will Stay in Place

△ Stainless Steel or Zinc Plated Threads



Ball Jointed Adjustafoot (Mild Steel)

Product Name	Model	Foot Dia x Thread size (mm)	Thread Length (mm)	Overall Height (mm)	Capacity (kg)
Ball Jointed Adjustafoot (Mild Steel)	20/40/M8/60	40xM8	60	93	350
	20/40/M8/35	40xM8	35	68	350
	20/40/M10/60	40xM10	60	93	500
	20/40/M10/35	40xM10	35	68	500
	20/60/M12/65	60xM12	65	116	800
	20/60/M16/65	60xM16	65	116	1000
	20/90/M12/65	90xM12	65	116	800
	20/90/M16/65	90xM16	65	116	1000
	20/60/M16/150	60xM16	150	201	1000
	20/90/M16/150	90xM16	150	201	1000
	20/60/M20/100	60xM20	100	201	1000
	20/60/M20/165	60xM20	165	216	1000
	20/90/M20/100	90xM20	100	151	1000
	20/90/M20/165	90xM20	165	216	1000
	20/125/M12/65	125xM12	65	121	900
	20/125/M16/65	125xM16	65	121	1100
	20/125/M16/150	125xM16	150	206	1100
	20/125/M20/100	125xM20	100	156	1200
	20/125/M20/165	125xM20	165	221	1200



Ball Jointed Adjustafoot (Stainless Steel)

Product Name	Model	Foot Dia x Thread size (mm)	Thread Length (mm)	Overall Height (mm)	Capacity (kg)
Ball Jointed Adjustafoot (Stainless Steel)	21/40/M6/40	40xM6	40	73	100
	21/40/M8/80	40xM8	80	113	350
	21/40/M10/60	40xM10	60	93	500
	21/60/M12/65	60xM12	65	116	800
	21/60/M12/165	60xM12	165	216	800
	21/60/M16/65	60xM16	65	116	1000
	21/90/M12/65	90xM12	65	116	800
	21/90/M12/165	90xM12	165	216	800
	21/90/M16/65	90xM16	65	116	1000
	21/60/M16/165	60xM16	165	216	1000
	21/60/M20/100	60xM20	100	151	1000
	21/60/M20/165	60xM20	165	216	1000
	21/90/M20/100	90xM20	100	151	1000
	21/90/M20/165	90xM20	165	216	1100
	21/125/M12/65	125xM12	65	121	900
	21/125/M16/65	125xM16	65	121	1100
	21/125/M16/165	125xM16	165	221	1100
	21/125/M20/100	125xM20	100	156	1200
	21/125/M20/165	125xM20	165	221	1200



Fixed Adjustafoot (Mild Steel)

Product Name	Model	Foot Dia x Thread size (mm)	Thread Length (mm)	Overall Height (mm)	Capacity (kg)
Fixed Adjustafoot (Zinc Plated)	40/40/M8/35	40xM8	35	55	350
	40/40/M10/35	40xM10	35	55	500
	40/40/M10/95	40xM10	95	115	500
	40/60/M12/60	60xM12	60	85	800



Fixed Adjustafoot (Stainless Steel)

Product Name	Model	Foot Dia x Thread size (mm)	Thread Length (mm)	Overall Height (mm)	Capacity (kg)
Fixed Adjustafoot (Stainless Steel)	41/40/M8/35	40xM8	35	55	350
	41/40/M10/35	40xM10	35	55	500
	41/40/M10/60	40xM10	60	80	500
	41/60/M12/60	60xM12	60	85	800

Product Name	Model	Face Length x Thread size (mm)	To Fit OD Tube (mm)	Overall Length (mm)	Capacity (kg)
Square Threaded Tube End (Zinc Plated)	10/19/M8	19xM8	19x19	25	50
	10/25/M8	25xM8	25x25	44	250
	10/25/M10	25xM10	25x25	44	250
	10/25/M12	25xM12	25x25	44	250
	10/25/M16	25xM16	25x25	44	250
	10/30/M8	30xM8	30x30	45	350
	10/30/M10	30xM10	30x30	45	350
	10/30/M12	30xM12	30x30	45	350
	10/30/M16	30xM16	30x30	45	350
	10/32/M8	32xM8	32x32	45	350
	10/32/M10	32xM10	32x32	45	350
	10/32/M12	32xM12	32x32	45	350
	10/32/M16	32xM16	32x32	45	350
	10/35/M8	35xM8	35x35	45	350
	10/35/M10	35xM10	35x35	45	400
	10/35/M12	35xM12	35x35	45	400
	10/35/M16	35xM16	35x35	45	400
	10/38/M8	38xM8	38x38	45	500
	10/38/M10	38xM10	38x38	45	500
	10/38/M12	38xM12	38x38	45	500
	10/38/M16	38xM16	38x38	45	500
	10/40/M10	40xM10	40x40	45	350
	10/40/M12	40xM12	40x40	45	350
	10/40/M16	40xM16	40x40	45	350
	10/51/M10	51xM10	51x51	47	750
	10/51/M12	51xM12	51x51	47	750
	10/51/M16	51xM16	51x51	47	750

Product Name	Model	Face Length x Thread size (mm)	To Fit OD Tube (mm)	Overall Length (mm)	Capacity (kg)
Square Threaded Tube End (Stainless Steel)	11/25/M8	25xM8	25x25	44	250
	11/25/M10	25xM10	25x25	44	250
	11/25/M12	25xM12	25x25	44	250
	11/25/M16	25xM16	25x25	44	250
	11/30/M8	30xM8	30x30	45	350
	11/30/M10	30xM10	30x30	45	350
	11/30/M12	30xM12	30x30	45	350
	11/30/M16	30xM16	30x30	45	350
	11/32/M8	32xM8	32x32	45	350
	11/32/M10	32xM10	32x32	45	350
	11/32/M12	32xM12	32x32	45	350
	11/32/M16	32xM16	32x32	45	350
	11/35/M8	35xM8	35x35	45	350
	11/35/M10	35xM10	35x35	45	400
	11/35/M12	35xM12	35x35	45	400
	11/35/M16	35xM16	35x35	45	400
	11/38/M8	38xM8	38x38	45	500
	11/38/M10	38xM10	38x38	47	500
	11/38/M12	38xM12	38x38	47	500
	11/38/M16	38xM16	38x38	47	500
	11/40/M10	40xM10	40x40	45	500
	11/40/M12	40xM12	40x40	45	500
	11/40/M16	40xM16	40x40	45	500
	11/51/M10	51xM10	51x51	47	750
	11/51/M12	51xM12	51x51	45	750
	11/51/M16	51xM16	51x51	45	750
	11/51/M20	51xM20	51x51	45	750



Square Threaded Tube End (Stainless Steel & Mild Steel)



Round Threaded Tube End (Stainless Steel Only)

Product Name	Model	Face Length x Thread size (mm)	To Fit OD Tube (mm)	Overall Length (mm)	Capacity (kg)
Round Threaded Tube End (Stainless Steel Only)	81/25/M10	25xM10	25	47	100
	81/25/M12	25xM12	25	47	100
	81/32/M8	32xM8	32	45	250
	81/32/M10	32xM10	32	45	250
	11/32/M12	32xM12	32	45	250
	81/32/M16	32xM16	32	45	250
	81/38/M10	28xM10	38	45	300
	81/38/M12	38xM12	38	45	300
	81/38/M16	38xM16	38	45	300
	81/40/M8	40xM8	40	45	350
	81/40/M10	40xM10	40	45	500
	81/40/M12	40xM12	40	45	500
	81/40/M16	40xM16	40	45	500
	81/51/M12	51xM12	51	45	450
	81/51/M16	51xM16	51	45	450
	81/62/M16	62xM16	62	45	450



# MANUAL HANDLING

## Tube Inserts - Threaded Tube Inserts



### Tube & Threaded Inserts:

△ To Suit Wall Thicknesses from 0.8 – 12.5mm △ Contact Tente For Full Details of Tube Inserts Range △ Available in Black (White & Grey Available)



Square Tube Inserts

Product Name	Suit Tube Sizes LxW (mm)	
Square Tube Inserts	12.7 x 12.7	45 x 45
	16 x 16	50 x 50
	19 x 19	60 x 60
	20 x 20	65 x 65
	22 x 22	70 x 70
	25 x 25	80 x 80
	30 x 30	90 x 90
	32 x 32	100 x 100
	35 x 35	125 x 125
	38 x 38	150 x 150
	40 x 40	



Round Threaded Tube Inserts (For Feet or Castors)

Product Name	Suit Tube Sizes Diam (mm)	Thread Sizes Available Mild Steel & Stainless Steel (mm)
Round Threaded Tube Inserts (For Feet or Castors)	16	M8 M10 M12 M16 M20
	19	
	20	
	22	
	25	
	30	
	32	
	33.7	
	35	
	38	
	42	
	42.4	
	48.3	
	50	
	50.8	
	60	



Rectangular Tube Inserts

Product Name	Suit Tube Sizes LxW (mm)	
Rectangular Tube Inserts	25.4x12.7	63.5x 38.1
	30 x15	64x38
	30x20	65x16
	34.5x19	65x35
	38x19	70x25
	38x25.4	70x38
	40x20	70x50
	40x25	76.2x25.4
	44.5x25.4	76.2x38.1
	50x10	76.2x50.8
	50x20	80x40
	50x25	80x50
	50x30	90x 38
	50x40	100x25
	50.8x25.4	100x50
	57x35	125x75
	60x20	150x50
	60x40	150x100
	60x50	



Square Threaded Tube Inserts (For Feet or Castors)

Product Name	Suit Tube Sizes LXW (mm)	Thread Sizes Available Mild Steel & Stainless Steel (mm)
Square Threaded Tube Inserts (For Feet or Castors)	16 x 16	M8 M10 M12 M16 M20
	19 x 19	
	20 x 20	
	22 x 22	
	25 x 25	
	25.4 x 25.4	
	30 x 30	
	32 x 32	
	35 x 35	
	38 x 38	
	40 x 40	
	50 x 50	
	50.8 x 50.8	



Round Tube Inserts

Product Name	Suit Tube Sizes Dia (mm)	
Round Tube Inserts	10	63.5
	12.7	75
	16	76.2
	19	80
	20	88.9
	22	90
	25	95
	27	100
	30	101.6
	32	102
	33.7	114.3
	38	120
	40	125
	42	130
	45	133
	48.3	139.7
	50	150
	50.8	165.1
	60	168.3
	60.3	



Rectangular Threaded Tube Inserts (For Feet or Castors)

Product Name	Suit Tube Sizes LXW (mm)	Thread Sizes Available Mild Steel & Stainless Steel (mm)
Rectangular Threaded Tube Inserts (For Feet or Castors)	50 x 25 50 x 30	M8 M10 M12 M16

# PALLET HANDLING

## Pallet Trucks

### Pallet Trucks (Standard):

△ Available in 3 x Tyne Widths



AC25-450  
AC25-520  
AC25-685 (Shown in Picture)

### Pallet Truck (Battery Electric Standard):

△ Economical Solution for Medium Duty Transport Operations or Delivery on Lorries With Tailgates  
△ Maintenance Free Rechargeable Battery



LPT15

### Pallet Trucks (Short Subby):

△ Designed Specifically for Skids & Tight Spaces



AC25-450/800 (Shown in Picture)  
AC25-520/800

### Pallet Trucks (Low Boy):

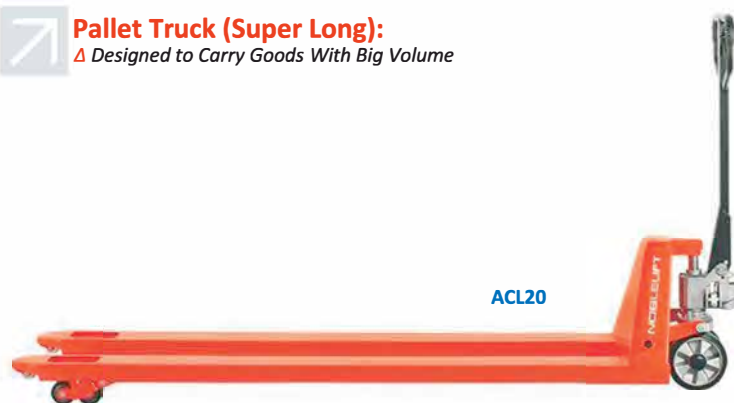
△ For Moving Low Entry Skids With Height of 55mm (Not Suitable for Chep Pallets)



ACLOW-540  
ACLOW-685 (Shown in Picture)

### Pallet Truck (Super Long):

△ Designed to Carry Goods With Big Volume



ACL20

### Pallet Truck (Side Roller):

△ Allows Operator to Handle Pallets Easily in 4 x Directions



ACTWO

### Pallet Truck (Hand Brake):

△ Drum Brakes on Rear Wheels



AC20HO-685

Product Name	Model	Forks LxW (mm)	Fork Height Range (mm)	Capacity (kg)
Pallet Trucks (Standard)	AC25-450	1150x450	75 - 190	2500
	AC25-520	1150x520	75 - 190	2500
	AC25-685	1150x685	75 - 190	2500
Pallet Truck (Battery Electric Standard)	LPT15	1150x700	85 - 120	1500
Pallet Trucks (Short Subby)	AC25-450/800	800x450	75 - 190	2500
	AC25-520/800	800x520	85 - 200	2500
Pallet Trucks (Low Boy)	ACLOW-540	1150x540	51 - 165	1500
	ACLOW-685	1150x685	51 - 165	1500
Pallet Truck (Super Long)	ACL-20	1800x685	75-85 - 190/200	2000
Pallet Truck (Side Roller)	ACTWO	1100x685	85 - 170/210	1500
Pallet Truck (Hand Brake)	AC20HO-685	1150x685	85 - 200	2000




# PALLET HANDLING

## Pallet Trucks & Skid Lifters



### Pallet Truck (Galvanised):

△ Durable Corrosion Protection



ACZ-20L



### Pallet Truck (Stainless Steel):

△ Durable Corrosion Protection



ACS-20



### Pallet Trucks (With Scales):

△ Ideal for Weighing Pallets for Transportation



WAQ-25E-540

WAQ-25E-685 (Shown in Picture)



### Pallet Trucks High Lift:

△ For Raising & Lowering of Skids (Not for Use With Bottom Boarded or Closed Pallets)  
△ Suitable as a Lift Table or Work Bench



HLTN10-540

HLTN10-685 (Shown in Picture)



### Pallet Trucks (Battery Electric High Lift):

△ For Raising & Lowering of Skids (Not for Use With Bottom Boarded or Closed Pallets) △ Built Out Battery & Charger Resulting in a Lower Centre of Gravity & Excellent Maneuverability △ Lifts Both Manual & Electric



EX-540

EX-685 (Shown in Picture)



### Skid Lifters:

△ For Raising & Lowering of Skids (Not for Use With Bottom Boarded or Closed Pallets) △ Easy Lifting With Foot Pedal △ Easy Lowering by Pulling Lever



LV50 (Shown in Picture)  
LV50W

Product Name	Model	Forks LxW (mm)	Fork Height Range (mm)	Capacity (kg)
Pallet Truck (Galvanised)	ACZ-20L	1150x685	75 – 190	2000
Pallet Truck (Stainless Steel)	ACS-20	1150x685	75 – 190	2000
Pallet Trucks (With Scales)	WAQ25E-540	1150x540	88 – 200	2500
	WAQ25E-685	1150x685	88 – 200	2500
Pallet Trucks (High Lift)	HLTN10-540	1150x540	85 – 800	1000
	HLTN10-680	1150x680	85 – 800	1000
Pallet Trucks (Battery Electric High Lift)	EX-540	1170x540	85 – 800	1000
	EX-685	1170x685	85 – 800	1000
Skid Lifters	LV50	1080x520	83 - 830	500
	LV50W	1080x685	83 – 830	500
	LV100	1080x520	83 - 830	1000
	LV100W	1080x685	83 – 830	1000

# PALLET HANDLING

## Pallet Positoners & Turntables

### Safetech Pallet Positioners:

△ Automatically Keeps a Pallet or Stillage at Optimum Working Height When Loading or Unloading Goods △ Levelling Mechanism is a Set of Springs Set to the Weight & Height of Product △ Palift Works by Automatically Raising or Lowering as Weight Changes △ Eliminate Lifting, Bending & Stretching, the Primary Cause of Back Injuries △ No Power or Maintenance Required



### Bishamon EZ Loader Pallet Positioner:

△ Self Levelling Design Automatically Keeps Top of Load at a Convenient Working Height Eliminating Bending & Improving Productivity △ Self Contained Pneumatic System △ Brake Prevents Rotator Ring From Turning △ EZ Adjust Knob Allows Adjustment of Collapsed Capacity Without Changing Air Pressure



### Paldisc Turntables:

△ Paldisc Turntables Reduce Stretching Required to Load a Pallet △ Lowest Height Turntable on Market △ Easy to Rotate Even With 2000kg Load △ Available With or Without Ramp



### Palring Turntables:

△ Palring Turntables Reduce Stretching Required to Load a Pallet △ Easy to Move by Hand, Won't Bind or Tighten Under Load △ Galvanised Finish



Product Name	Model	Rotating Top DxH (mm)	Lift Height (mm)	Max Capacity (kg)
Bishamon EZ Loader Pallet Positioner	EZ-Loader	1092 Dia	267 - 775	1815
Safetech Pallet Levellers (Spring Operated – Choose Springs to Suit Pallet Load)	PTG3 Turntable Top	1100 Dia	240 - 710	2000
	PST3 Square Top	1040Lx1060W	225 - 709	2000
Paldisc Turntables	PALDISCWR (With Pallet Jack Ramp)	1240x22		2000
	PALDISCSQE (Square Edge No Ramp)	1100x22		2000
Palring Turntables	PALRING1100 (Carry Handles)	1100x60		2000
	PALRING11L (Bolt Down Lugs)	1100x60		2000
	PALRING11C (Captive Centre Connective & Bolt Down Lugs)	1100x60		2000
	PALRING900 (No Handles or Lugs)	900x60		2000
	PALRING9L (Bolt Down Lugs)	900x60		2000
	PALRING9C (Captive Centre Connection & Bolt Down Lugs)	900x60		2000



# PALLET HANDLING

## Pallet & Stillage Cages



### Stillage Cages:

△ Provides Protection for Goods in Transport & Storage △ Advantage of Being Quickly Dismantled to Save Space △ Removable Front Gate & Rear Hinged Full Opening Gate For Easy Access △ Stacks Four High When Empty & Two High When Fully Loaded △ Optional Galvanised Sheet Metal Floor △ Zinc Finish



PCM-01

PCMH-03



PCM-F Sheet Metal Floor For PCM Cages



### Pallet Cages:

△ Designed for Safe Storage & Transport of Loose or Packaged Goods △ Removable Front Fond Down Gate & Rear Outward Opening Gate For Easy Access △ Side Panels Mounted to Standard Wooden Pallet (Included) △ Stacks Four High When Empty & Two High When Fully Loaded △ Optional Galvanised Sheet Metal Floor △ Zinc Finish



PCT-02



PCTH-04

Product Name	Model	External Size LxWxH (mm)	Internal Size LxWxH (mm)	Capacity (kg)
Stillage Cages	PCM-01	1205x1160x992	1080x1080x756	1000
	PCMH-03	1196x1160x614	1086x1086x377	1000
	PCM-F Sheet Metal Floor For PCM Cages			
Pallet Cages	PCT-02	1205x1165x1025	1080x1080x754	2000
	PCTH-04	1196x1165x648	1080x1080x375	2000
	PCT-F Sheet Metal Floor For PCT Cages			



PCT-F Sheet Metal Floor For PCT Cages




# PALLET HANDLING

## Work Platforms & Order Picking Cages



### Forklift Work Platform:

△ Durable Corrosion Protection △ Designed for Forklift Use to Carry Out Tasks of Short Duration, Such as Maintenance △ Suitable for Two People (AS25359.1) △ Self Closing Inward Opening Gate With Bow Latch △ Removable Tool Tray & Two Harness Anchor Points △ Can Be Flat Packed △ Zinc Plated Finish



FWP25 Collapsed




FWP25



### Forklift Work Platform (Full Mesh Panels):

△ Durable Corrosion Protection △ Designed for Forklift Use to Carry Out Tasks of Short Duration, Such as Maintenance △ Suitable for Two People (AS25359.1) △ Self Closing Inward Opening Gate With Bow Latch △ Removable Tool Tray & Two Harness Anchor Points △ Full Mesh Panels, Preventing Objects From Falling off Platform △ Can Be Flat Packed △ Zinc Plated Finish



WP-MS Collapsed



WP-MS



### Forklift Work Platform (Non Flatpack Fully Welded):

△ Designed for Forklift Use to Carry Out Tasks of Short Duration, Such as Maintenance △ Suitable for Two People (AS25359.1) △ Self Closing Inward Opening Gate With Bow Latch △ Fully Welded Construction for Heavy Duty Applications (Cannot be Flat Packed) △ Galvanised Finish



WP-G



### Order Picking Cage:

△ For Safe Order Picking & Packing of Goods at Heights △ Strictly for Use With a Dedicated "Order Picker" or "Stock Picker" Forklift (AS2359.1) △ Fitted With Parcel Tray △ Enamel Paint Finish



WP-OP



### Order Picking Cages With Gate:

△ For Safe Order Picking & Packing of Goods at Heights △ Strictly for Use With a Dedicated "Order Picker" or "Stock Picker" Forklift (AS2359.1) △ Fitted With Full Width Outward Opening Gate, Enabling Access to Stock △ Enamel Paint Finish



WP-OPG (Shown in Picture)  
WP-OPG-2ML

Product Name	Model	Size LxWxH (mm)	Fork Pocket Centres (mm)	Capacity (kg)
Forklift Work Platform	FWP25	1155x1225x2000	640	250
Forklift Work Platform (Full Mesh Panels)	WP-MS	1155x1225x2000	600	250
Forklift Work Platform (Non Flatpack Fully Welded)	WP-G	1200x1175x2000	640	250
Order Picking Cage	WP-OP	1200x1200x1000	560	1000
Order Picking Cages With Gate	WP-OPG	1200x1200x1000	560	1000
	WP-OPG-2ML	2000x1200x1000	560	1000



# PALLET HANDLING

## Stretch Film Wrappers

### Stretch Film Wrappers – Easy Manual Mast:

△ For Loading by Forklift △ Use for Less Than 10 Pallets Per Day △ For Pallets Lower Than 2100mm High △ Motorised Rotating Turntable - Mast Carriage Carrying the Film is Operated Manually △ Uses a Counter Balanced Mast to Reduce Effort Used When Raising & Lowering Mast △ Can be Upgraded to Semi Automatic at Later Date



### Stretch Film Wrappers – Easy Semi Auto Mast:

△ For Loading by Forklift △ Use for More Than 10 Pallets Per Day △ For Pallets Lower Than 2100mm High △ Automatic Load Height Detection △ Simple Touch Pad Controls & LCD Displays Selection / Cycle Counter △ Set & Forget 5 Pattern Memory



### Stretch Film Wrappers – Lo Profile Manual Mast:

△ For Loading by Forklift or Pallet Truck △ Use for Less Than 10 Pallets Per Day △ For Pallets Lower Than 2100mm High △ Motorised Rotating Turntable - Mast Carriage Carrying the Film is Operated Manually △ Uses a Counter Balanced Mast to Reduce Effort Used When Raising & Lowering Mast △ Can be Upgraded to Semi Automatic at Later Date



### Stretch Film Wrappers – Lo Profile Auto Mast:

△ For Loading by Forklift or Pallet Truck △ Use for Less Than 10 Pallets Per Day △ For Pallets Lower Than 2100mm High △ Motorised Rotating Turntable - Mast Carriage Carrying the Film is Operated Manually △ Uses a Counter Balanced Mast To Reduce Effort Used When Raising & Lowering Mast △ Can be Upgraded to Semi Automatic at Later Date



Product Name	Model	Mast Height (mm)	Wrap Height (mm)	Turntable Height (mm)	Capacity (kg)	Power
Stretch Film Wrappers – Easy Manual Mast	E/M3	2440	2200	110	2000	240V /1ph
	EX/M3 & 600mm Extended Base	2440	2200	110	2000	240V /1ph
	EX/M3 & 1000mm Extended Base	2440	2200	110	2000	240V /1ph
Stretch Film Wrappers – Easy Semi Auto Mast	E/S3	2650	2600	110	2000	240V /1ph
	EXS1/S3 & 600mm Extended Base	2650	2600	110	2000	240V /1ph
	EXS1/S3 & 1000mm Extended Base	2650	2600	110	2000	240V /1ph
Stretch Film Wrappers – Lo Profile Manual Mast	L/M3	2420	2200	26	2000	240V /1ph
	LX/M3 & 600mm Extended Base	2420	2200	26	2000	240V /1ph
Stretch Film Wrappers – Lo Profile Semi Auto Mast	L/S3	2650	2600	26	2000	240V /1ph
	LX/S3 & 600mm Extended Base	2650	2600	26	2000	240V /1ph

### Stack & Wrap Palletising & Wrapping (Semi Auto & Manual):

△ Lift Table Allows Operators to Set a Constant Working Height to Palletise Goods △ Rotating Turntable Top Ensures Nearside Access is Maintained at all Times △ When Packaging Complete, Simply Lower Hydraulic Lift Table & Wrap Load △ Stack & Wrap Comprises of Hydraulic Lift Table, Powered Paldisc Turntable & Stretch Wrapper (Semi Automatic or Manual)

Product Name	Model	Platform Size (mm)	Travel Height (mm)	Wrapper Mast	Capacity (kg)	Power
Stack & Wrap Palletising & Wrapping Semi Auto Mast	SW2-AUTO	1300x1150	205 - 1120	Semi Automatic	1800	0.75kW 240V / 1ph / 50Hz
Stack & Wrap Palletising & Wrapping Manual Mast	SW2-MANUAL	1300x1150	205 - 1120	Manual	1800	0.75kW 240V / 1ph / 50Hz



# HEIGHT ACCESS

## Allweld Platform & Order Picking Ladders



### Order Picking Ladders:

△ Industrial Strength Fully Welded Ladders  
△ Made in Australia to Australian Standards (AS/NZS 1892.1) △ Steps 80mm Wide △ Platform Size 750 x 600mm From 2.5mm Aluminium Chequer Plate △ Optional Castors, Hand Rails & Safety Gate Available



EMOP8 Order Picker  
(Shown in Picture)



SG Yellow Bolt On Safety Gate



### Folding Platform Ladders:

△ Industrial Strength With High Load Rating of 200kg △ Made in Australia to Australian Standards (AS/NZS 1892.1) △ Platform Size 700 x 400mm Made From 2.5mm Aluminium Chequer Plate △ Optional Castors, Hand Rails & Safety Gate Available



Light Duty Castors

Heavy Duty Castors



HR Yellow Bolt  
On Hand Rails



SG Yellow Bolt  
On Safety Gate



FPS12 Folding  
Platform Ladder  
(Shown in Picture)



### Order Picking Ladders Walk Through:

△ Industrial Strength Fully Welded Ladders With Lift Up Boom Gate △ Made in Australia to Australian Standards (AS/NZS 1892.1) △ Steps 80mm Wide △ Platform Size 750 x 600mm From 2.5mm Aluminium Chequer Plate △ Optional Castors, Hand Rails & Safety Gate Available



EMOP9WT Walk Through (Shown in Picture)



SG Yellow Bolt On Safety Gate

Product Name	Model	Platform Height (mm)	Steps	Capacity (kg)
Folding Platform Ladders	FPS06	550	2	200
	FPS09	820	3	200
	FPS12	1090	4	200
	FPS15	1360	5	200
	FPS18	1660	6	200
	FPS21	1920	7	200
	FPS24	2180	8	200
	LD Castors (FPS06 – FPS18)			
	HD Castors (FPS21 – FPS24)			
	HR ( Bolt On Hand Rails)			
Order Picking Ladders	EMOP3	816	3	250
	EMOP4	1088	4	250
	EMOP5	1359	5	250
	EMOP6	1631	6	250
	EMOP7	1903	7	250
	EMOP8	2175	8	250
	EMOP9	2447	9	250
	EMOP10	2719	10	250
	EMOP11	2991	11	250
	EMOP12	3265	12	250
	EMOP13	3535	13	250
	EMOP14	3806	14	250
	SG (Bolt On Safety Gate - Includes Handrails)			
Order Picking Ladders Walk Through	EMOP3WT	816	3	250
	EMOP4WT	1088	4	250
	EMOP5WT	1359	5	250
	EMOP6WT	1631	6	250
	EMOP7WT	1903	7	250
	EMOP8WT	2175	8	250
	EMOP9WT	2447	9	250
	EMOP10WT	2719	10	250
	EMOP11WT	2991	11	250
	EMOP12WT	3265	12	250
	EMOP13WT	3535	13	250
	EMOP14WT	3806	14	250
	SG (Bolt On Safety Gate)			



# HEIGHT ACCESS

## Stockmaster Mobile Platform Ladders

### Stockmaster Navigator Mobile Platform Ladders:

△ **\*It Is Unsafe To Handle Large or Heavy Items (Above 5kg) in Working Ranges Above 2600mm Without a Lifting Aide (See Stockmaster Lift Truk)** △ Navigator Features a Move, Steer & Brake Control Which Keeps Four Feet of Ladder on Ground Unless You are Moving it △ For Indoor Use, Easy & Fast to Move Around △ Platform Size 750x580mm △ Meets or Exceeds AS/NZS1892.1:1996 △ Aluminium Construction

40SM-N05 (Shown in Picture)



### Stockmaster Navigator Mobile Platform Ladders Pro:

△ **\*It Is Unsafe to Handle Large or Heavy Items (Above 5kg) in Working Ranges Above 2600mm Without a Lifting Aide (See Stockmaster Lift Truk)** △ Navigator Features a Move, Steer & Brake Control Which Keeps Four Feet of Ladder on Ground Unless You are Moving it △ For Indoor Use, Easy & Fast to Move Around △ Platform Size 750 x 580mm △ Fully Automatic Stockmaster Auto-Gate Ensures Your Hands are Free to Carry Items & Maintain a Safe Grip △ Stockmaster Rota Gate Provides a Gateway at Side of Platform Creating Easy Access for Stock Picking △ Meets or Exceeds AS/NZS1892.1:1996 △ Aluminium Construction

40SM-N05P (Shown in Picture)  
△ With Auto Gate & Rota Gate



Product Name	Model	Platform Height (mm)	Base LxW (mm)	Working Range Up to 5kg Item (mm)	Working Range Up to 20kg Item (mm)	Capacity (kg)
Stockmaster Navigator Standard Mobile Platform Ladders – With Safety Railing	40SM-N04	1145	1295x755	1400 - 2800	1400 - 2300	150
	40SM-N05	1435	1425x795	1700 - 3100	1700 - 2600	150
	40SM-N06	1720	1555x835	2000 - 3400	Unsafe *	150
	40SM-N07	2005	1685x875	2300 - 3700	Unsafe *	150
	40SM-N08	2295	1815x915	2500 - 3900	Unsafe *	150
	40SM-N09	2580	1945x955	2800 - 4200	Unsafe *	150
	40SM-N010	2865	2075x995	3100 - 4500	Unsafe *	150
	40SM-N011	3155	2205x1035	3400 - 4800	Unsafe *	150
	40SM-N12	3440	2335x1075	3700 - 5100	Unsafe *	150
	40SM-N13	3725	2465x1115	4000 - 5400	Unsafe *	150
	40SM-N14	4015	2595x1155	4300 - 5700	Unsafe *	150
	40SM-N14P	4015	2595x1155	4300 - 5700	Unsafe *	150
Stockmaster Navigator Pro Mobile Platform Ladders – With Auto Gate & Rota Gate	40SM-N04P	1145	1295x755	1400 - 2800	1400 - 2300	150
	40SM-N05P	1435	1425x795	1700 - 3100	1700 - 2600	150
	40SM-N06P	1720	1555x835	2000 - 3400	Unsafe *	150
	40SM-N07P	2005	1685x875	2300 - 3700	Unsafe *	150
	40SM-N08P	2295	1815x915	2500 - 3900	Unsafe *	150
	40SM-N09P	2580	1945x955	2800 - 4200	Unsafe *	150
	40SM-N10P	2865	2075x995	3100 - 4500	Unsafe *	150
	40SM-N11P	3155	2205x1035	3400 - 4800	Unsafe *	150
	40SM-N12P	3440	2335x1075	3700 - 5100	Unsafe *	150
	40SM-N13P	3725	2465x1115	4000 - 5400	Unsafe *	150
	40SM-N14P	4015	2595x1155	4300 - 5700	Unsafe *	150
	40SM-N14P	4015	2595x1155	4300 - 5700	Unsafe *	150
Stockmaster Lift-Truk Manual Order Picking Ladders	40SM-LT04M	1145	1885x755	1400 - 2800	1400 - 2300	150
	40SM-LT05M	1435	2015x795	1700 - 3100	1700 - 2600	150
	40SM-LT06M	1720	2145x835	2000 - 3400	2000 - 2900	150
	40SM-LT07M	2005	2275x875	2300 - 3700	2300 - 3200	150
	40SM-LT08M	2295	2405x915	2500 - 3900	2500 - 3400	150
	40SM-LT09M	2580	2535x 955	2800 - 4200	2800 - 3700	150
	40SM-LT10M	2865	2665x995	3100 - 4500	3100 - 4000	150
	40SM-LT11M	3155	2795x1035	3400 - 4800	3400 - 4200	150
	40SM-LT12M	3440	2925x1075	3700 - 5100	3700 - 4600	150
	40SM-LT13M	3735	3055x1115	4000 - 5400	4000 - 4900	150
	40SM-LT14M	4015	3225x1135	4300 - 5700	4300 - 5200	150
	40SM-LT14M	4015	3225x1135	4300 - 5700	4300 - 5200	150

### Stockmaster Lift-Truk Manual Order Picking Ladders:

△ Lift-Truk is a Safe & Easy to Use Lifting Platform Ladder that Cannot be Accidentally Left in the Mobile Mode △ Items Weighing up to 60kg can be Picked Lowered & Transported in One Action △ Platform Size 750x580mm △ Whole Process can be Done by One Person △ Manually Operated Winch for Indoor Use, Easy & Fast to Move Around △ Meets or Exceeds AS/NZS1892.1:1996 △ Aluminium Construction



40SM-LT04M  
(Shown in Picture)



# HEIGHT ACCESS

## Stockmaster Mobile Platform Ladders

### Stockmaster Lift-Truk Manual Order Picking Ladders Pro:

△ Lift-Truk is a Safe & Easy to Use Lifting Platform Ladder that Cannot be Accidentally Left in the Mobile Mode  
 △ Items Weighing up to 60kg can be Picked, Lowered & Transported in One Action  
 △ Platform Size 750 x 580mm △ Fully Automatic Stockmaster Auto-Gate Ensures Your Hands are Free to Carry Items & Still Maintain a Safe Grip  
 △ Stockmaster Rota Gate Provides a Gateway at Side of Platform Creating Easy Access for Stock Picking △ Whole Process can be Done by One Person  
 △ Manually Operated Winch for Indoor Use, Easy & Fast to Move Around △ Meets or Exceeds AS/NZS1892.1:1996 △ Aluminium Construction



40SM-LT04P (Shown in Picture)  
 △ With Auto Gate & Rota Gate

### Stockmaster Tracker Mobile Work Platform Ladders:

△ \*It Is Unsafe to Handle Large or Heavy Items (Above 5kg) in Working Ranges Above 2600mm Without a Lifting Aide (See Stockmaster Lift Truk)  
 △ With 2 x Large Diameter Wheels Unit Moves Easily Over Sealed & Unsealed Surfaces or Slopes △ For Indoor & Outdoor Use △ Platform Size 750 x 580mm △ Features a Tilt, Steer & Brake Control, Raise the Unit to Mobile Position & Move to Job △ Meets or Exceeds AS/NZS1892.1:1996 △ Aluminium Construction



40SM-T06 (Shown in Picture)

### Stockmaster Tracker Mobile Work Platform Ladders Pro:

△ \*It Is Unsafe to Handle Large or Heavy Items (Above 5kg) in Working Ranges Above 2600mm Without a Lifting Aide (See Stockmaster Lift Truk) △ With 2 x Large Diameter Wheels it Moves Easily Over Sealed & Unsealed Surfaces or Slopes △ For Indoor & Outdoor use △ Platform Size 750 x 580mm △ Features a Tilt, Steer & Brake Control, Raise the Unit to Mobile Position & Move to Job △ Fully Automated Stockmaster Auto Gate Ensures Your Hands are Free to Carry Items & Still Maintain a Safe Grip △ Meets or Exceeds AS/NZS1892.1:1996 △ Aluminium Construction



40SM-L06P (Shown in Picture)  
 △ With Auto Gate & Rota Gate

### Stockmaster Step-Thru All Terrain Mobile Access Platform Ladders:

△ Step-Thru is Not Suitable for Use Against a Wall △ Step-Thru is an all Terrain, Safe & Easy to Use Mobile Access Platform △ With 2 x Large Diameter Wheels it Moves Easily Over Sealed & Unsealed Surfaces or Slopes △ For Indoor & Outdoor Use △ Platform Size 750 x 580mm △ Taking Hold of Control Raises Unit to Mobile Position & Move to Job △ Meets or Exceeds AS/NZS1892.1:1996 △ Aluminium Construction



40SM-ST-04 (Shown in Picture)

Product Name	Model	Platform Height (mm)	Base LxW (mm)	Working Range Up to 5kg Item (mm)	Working Range Up to 20kg Item (mm)	Capacity (kg)
Stockmaster Lift-Truk Pro Manual Order Picking Ladders - With Auto Gate & Rota Gate	40SM-LT04P	1145	1885x755	1400 - 2800	1400 - 2300	150
	40SM-LT05P	1435	2015x795	1700 - 3100	1700 - 2600	150
	40SM-LT06P	1720	2145x835	2000 - 3400	2000 - 2900	150
	40SM-LT07P	2005	2275x875	2300 - 3700	2300 - 3200	150
	40SM-LT08P	2295	2405x915	2500 - 3900	2500 - 3400	150
	40SM-LT09P	2580	2535x955	2800 - 4200	2800 - 3700	150
	40SM-LT10P	2865	2665x995	3100 - 4500	3100 - 4000	150
	40SM-LT11P	3155	2795x1035	3400 - 4800	3400 - 4200	150
	40SM-LT12P	3440	2925x1075	3700 - 5100	3700 - 4600	150
	40SM-LT13P	3735	3055x1115	4000 - 5400	4000 - 4900	150
	40SM-LT14P	4015	3225x1135	4300 - 5700	4300 - 5200	150
Stockmaster Tracker All Terrain Mobile Work Platform Ladders - With Safety Railing	40SM-T03	860	1210x840	1400 - 2800	1400 - 2300	150
	40SM-T04	1145	1340x895	1700 - 3100	1700 - 2600	150
	40SM-T05	1435	1470x936	2000 - 3400	Unsafe *	150
	40SM-T06	1720	1600x975	2300 - 3700	Unsafe *	150
	40SM-T07	2005	1730x1015	2500 - 3900	Unsafe *	150
	40SM-T08	2295	1860x1055	2800 - 4200	Unsafe *	150
	40SM-T09	2580	1990x1095	3100 - 4500	Unsafe *	150
	40SM-T10	2865	2120x1135	3400 - 4800	Unsafe *	150
	40SM-T11	3155	2250x1175	3700 - 5100	Unsafe *	150
	40SM-T12	3440	2380x1215	4000 - 5400	Unsafe *	150
	40SM-T13	3735	2510x1255	4300 - 5700	Unsafe *	150
	40SM-T14	4015	2640x1295	4600 - 6000	Unsafe *	150
Stockmaster Tracker Pro All Terrain Mobile Work Platform Ladders - With Auto Gate & Rota Gate	40SM-T03P	860	1210x840	1400 - 2800	1400 - 2300	150
	40SM-T04P	1145	1340x895	1700 - 3100	1700 - 2600	150
	40SM-T05P	1435	1470x936	2000 - 3400	Unsafe *	150
	40SM-T06P	1720	1600x975	2300 - 3700	Unsafe *	150
	40SM-T07P	2005	1730x1015	2500 - 3900	Unsafe *	150
	40SM-T08P	2295	1860x1055	2800 - 4200	Unsafe *	150
	40SM-T09P	2580	1990x1095	3100 - 4500	Unsafe *	150
	40SM-T10P	2865	2120x1135	3400 - 4800	Unsafe *	150
	40SM-T11P	3155	2250x1175	3700 - 5100	Unsafe *	150
	40SM-T12P	3440	2380x1215	4000 - 5400	Unsafe *	150
	40SM-T13P	3735	2510x1255	4300 - 5700	Unsafe *	150
	40SM-T14P	4015	2640x1295	4600 - 6000	Unsafe *	150
Stockmaster Step-Thru All Terrain Mobile Access Platform Ladders	40SM-ST03	860	900x780	The Height of the Platform Must Never be Higher Than the Workplace Being Accessed. Choose a Platform as Near as Possible to One Full Step Lower Than the Access Height		150
	40SM-ST04	1145	1005x820			150
	40SM-ST05	1435	1110x860			150
	40SM-ST06	1720	1215x900			150
	40SM-ST07	2005	1330x940			150
	40SM-ST08	2295	1460x980			150
	40SM-ST09	2580	1590x1020			150
	40SM-ST10	2865	1720x1060			150



# HEIGHT ACCESS

## Bailey Platform Stepladders & Order Pickers



### Access Platform:

Δ Designed for Safe & Efficient Navigation in Warehousing, Vehicle Maintenance, Mining, Aviation & Heavy Industry Workplaces Δ Super Strong Welded Frame, Aluminium Construction Δ Large 125mm Castors for Improved Portability & Easy Glide Action Δ Large table Work Platform 590 x 800mm Δ Two Safety Gates Fitted, Allowing Walk Through Access Δ Shelf Included Δ Made To Australian & NZ Standards (AS/NZS1892.1)



FS13592 (Shown in Picture)



### Order Picker - Temporary Work Platform:

Δ Designed for Safe & Efficient Use Around Warehouse or Workplace Δ Ideal for Moderate Stock Picking Applications Δ Strong Welded Frame, Aluminium Construction Δ Large Stable Platform 500 x 510mm Δ 900mm Handrail Height from Platform Δ Spring Loaded Castors Δ Made to Australian & NZ Standards (AS/NZS1892.1)



FS10865 (Shown in Picture)



### Professional Punchlock Platform Stepladders:

Δ Designed for Heavy Trade / Commercial Use - For Industrial Work Sites Δ Aluminium Construction Δ Wide Anti-Slip Platform 490 x 490mm Δ 900mm Handrail Height from Platform Δ Anti-Slip Rubber Feet Δ Made to Australian & NZ Standards (AS/NZS1892.1)



FS13647  
Optional Safety Gate for Punchlock Ladders



FS22971  
Δ FS13398 - FS13402  
FS22972  
Δ FS13585 - FS13586  
Optional Castor Kit for Punchlock Ladders



FS13647 (Shown in Picture)



### Professional Punchlock Platform Stepladders - Fibreglass:

Δ Designed for Heavy Trade / Commercial Use - For Industrial Work Sites Δ Non Conductive Fibreglass Construction, Suitable for Electrical Applications Δ Wide Anti-Slip Platform 490 x 490mm Δ 900mm Handrail Height from Platform Δ Anti-Slip Rubber Feet Δ Made to Australian & NZ Standards (AS/NZS1892.3)



FS13647  
Optional Safety Gate for Punchlock Ladders



FS23120  
Δ FS10720 - FS10724  
FS22972  
Δ FS10725 - FS10726  
Optional Castor Kit for Punchlock Ladders



FS10722 (Shown in Picture)

Product Name	Model	Platform Height (mm)	Base LxW (mm)	Reach Height (mm)	Unit Weight (kg)	Capacity (kg)
Access Platform	FS13591	828	1168x724	2800	38.1	170
	FS13592	1104	1309x764	3100	40.6	170
	FS13593	1381	1451x804	3400	43	170
	FS13594	1656	1592x844	3700	46	170
	FS13595	1933	1733x884	3900	48.5	170
	FS13596	2209	1875x924	4200	51	170
	FS13597	2761	2157x1003	4800	62	170
	FS13598	3313	2440x1083	5300	69	170
	FS13599	3866	2723x1164	5900	76.4	170
Order Picker - Temporary Work Platform	FS10863	830	936x615	830	17.5	130
	FS10864	1110	1079x653	1110	19.5	130
	FS10865	1390	1221x690	1390	22.5	130
	FS10866	1670	1363x727	1670	23.5	130
	FS10867	1950	1506x765	1950	28.5	130
	FS10868	2220	1648x802	2220	30.5	130
	FS22995 (Safety Gate)				2.8	
Professional Punchlock Platform Stepladders	FS13398	580	797x551	2600	8.2	170
	FS13399	860	966x591	2900	9.6	170
	FS13400	1150	1135x631	3100	10.9	170
	FS13401	1430	1304x671	3400	12.3	170
	FS13402	1720	1474x711	3700	14.1	170
	FS13585	2000	1489x751	4000	17.5	170
	FS13586	2230	1658x791	4300	20.4	170
	FS22971 Castor Kit (FS13398 - FS13402)				2.54	
	FS22972 Castor Kit (FS13585 - FS13586)				2.54	
	FS13647 (Safety Gate)				2.5	
Professional Punchlock Platform Stepladders - Fibreglass	FS10720	580	809x549	2600	9.65	150
	FS10721	860	978x581	2900	11.05	150
	FS10722	1150	1147x629	3100	12.45	150
	FS10723	1430	1317x669	3400	13.95	150
	FS10724	1720	1486x709	3700	15.85	150
	FS10725	2000	1655x749	4000	20.05	150
	FS10726	2230	1824x1790	4300	22.45	150
	FS23120 Castor Kit (FS10720 - FS10724)				2.54	
	FS23121 Castor Kit (FS10725 - FS10726)				2.54	
	FS13647 (Safety Gate)				2.5	



# HEIGHT ACCESS

## Step Ladders & Safety Steps



### Little Jumbo Ladders:

△ Extra Large Steps 360mm L x 230mm Wide  
△ Step Rise 230mm △ Slip Resistant Rubber Surface △ Folds Flat When Not in Use



Product Name	Model	No of Steps	Folded Dimensions LxWxH (mm)	Rail Height (mm)	Unit Weight (kg)	Capacity (kg)
Little Jumbo Safety Step Ladders	210C Compact	2	495x80x560		5.1	150
	210B + Handrail	2	575x125x840	475	7.0	150
	310C Compact	3	495x80x795		7.2	150
	310	3	575x80x1150		8.6	150
	310B + Handrail	3	575x125x1150	720	10.6	150
	410	4	590x80x1455		11.3	150
	410B + Handrail	4	590x125x1455	720	13.0	150
	510B + Handrail	5	600x125x1750	720	15.3	150



### Stairway Ladders:

△ Folds to a Compact Profile for Easy Storage in Confined Locations △ Wide, Slip Resistant Treads for Maximum Stability △ Light, Yet Durable Aluminium Construction



Product Name	Model	No of Steps	Standing Height (mm)	Maximum Reach Height (mm)	Unit Weight (kg)	Capacity (kg)
Stairway Ladders	FS13746	2	450	2450	3.5	150
	FS13747	3	670	2670	6.4	150
	FS13748	4	890	2890	8.3	150
	FS13749	5	1110	3110	10.2	150
	FS13750 + Handrail	2	450	2450	5.6	150
	FS13751 + Handrail	3	670	2670	8.5	150
	FS13752 + Handrail	4	890	2890	10.4	150
	FS13753 + Handrail	5	1110	3110	12.3	150



### Jumbo Mobile Team Step:

△ Injection Moulded Construction  
△ Rubber Feet △ Castors Retract When Team Step in Use



Jumbo  
△ Colour Yellow



### Mobile Team Step:

△ Made of Rotomould Plastic for Heavy Duty Use  
△ Extra Large Diameter Top  
△ Castors Retract When Team Step in Use



Teamstep  
△ Colours Yellow & Blue



### Monster Safety Step:

△ Made of Rotomould Plastic for Heavy Duty Use △ Rubber Feet for Extra Grip △ Non Slip Tape



Monster  
△ Colour Yellow



### Kik-Step Step Stool:

△ Solid Steel Construction  
△ Spring Mounted Castors  
△ Wrap Around Bumpers  
△ Optional Stainless Steel Version Available



Kik-Step  
△ Colours Silvertone, Red, Orange, Beige & Copper



### Step Up Team Step:

△ Made of Rotomould Plastic for Heavy Duty Use △ Full Stability Without Top Bowing, Will Not Bend or Sag



Step Up  
△ Colours Yellow & Orange

Product Name	Model	Height (mm)	Deck Size (mm)	Castors	Capacity (kg)
Safety Steps	Jumbo Mobile Team Step	360	380 Dia	Yes	150
	Mobile Team Step	395	315 Dia	Yes	180
	Kik-Step Step Stool	350	290x290W	Yes	225
	Step Up Team Step	370	370x370W	No	150
	Monster Safety Step	375	370x370W	No	180



# SHELVING & RACKING

## Tub Racks



### Tub Racks:

△ Suits Various Nally Tubs & Containers △ Zinc Plated Frames △ Optional Castors & Bin Lids Available △ See Plastic Storage Containers Section for Bin Details



**Half Size Tub Rack**  
(Shown With 12 x IH042 Nally Bins & Optional Castors)



**Full Size Tub Rack**  
(Shown With 24 x IH048 Nally Bins)



**Full Size Tub Rack**  
(Shown With 15 x IH051 Nally Bins)



**Full Size Tub Rack**  
(Shown With 30 x IH048 Nally Bins)



**Half Size Tub Rack**  
(Shown With 15 x IH048 Nally Bins & Optional Castors)

Product Name	Size LxWxH (mm)	Tiers	No. of Bins	Nally Bin Part No.	Bin Size LxWxH (mm)
Tub Racks	1015x450x1800	4	12	IH048	457x318x165
	1015x450x1800	4	12	IH042	457x318x260
	1015x450x1800	5	15	IH048	457x310x165
	1015x450x1800	5	15	IH042	457x318x260
	1015x450x1800	6	18	IH048	457x318x165
	2020x450x1800	4	12	IH060	645x413x210
	2020x450x1800	4	12	IH051	645x413x276
	2020x450x1800	4	24	IH042	457x318x260
	2020x450x1800	4	24	IH048	457x318x165
	2020x450x1800	5	15	IH060	645x413x210
	2020x450x1800	5	15	IH051	645x413x276
	2020x450x1800	5	30	IH042	457x318x260
	2020x450x1800	5	30	IH048	457x318x165
	2020x450x1800	6	36	IH048	457x318x165

# SHELVING & RACKING

## Mantova Post Style Shelving (Coolroom & General Storage)

### Post Style - Real Tuff Shelves:

△ Corrosion Resistant With Anti Microbial Built into Shelves △ Removable Shelves Easy to Clean Dishwasher Proof △ Australian Made by Mantova  
△ Frames Available Galvanised or Stainless Steel 30mm Square Tube  
△ Posts Manufactured From 25 x 25 x 1.2mm Tube △ Temperature Range - 30 to 90 Degrees C △ Optional Castors Available for Mobile Units



**ABS Real Tuff Shelves**  
(Corner Unit Shown with Galvanised Posts & Frames)

#### ABS Real Tuff Shelves

△ Available in Galvanised or Stainless Steel Posts & Frames  
(Shown with Galvanised Posts & Frames)

### M-Span Shelving:

△ Food Grade Polypropylene Shelves  
△ Australian Made by Mantova △ Posts Available In Stainless Steel Or Galvanised △ Suitable for Dry Store, Coolroom & Freezer Use △ Optional Castors Available for Mobile Units



**M-Span Shelving - Moulded Polypropylene Shelves**  
△ Available in Galvanised or Stainless Steel Posts (Shown with Galvanised Posts)

### Post Style - Wire Grid Shelves:

△ Fully Welded Steel Corners Making Shelving Very Strong  
△ Australian Made by Mantova △ Frames Available Galvanised or Stainless Steel 32 x 2.5mm Roll Formed Section With Wire Grid of 4mm Wires Spaced on 8mm Cross Supports Spaced at 25mm Centres △ Posts Manufactured From 25 x 25 x 1.2mm Tube △ Optional Castors Available for Mobile Units



#### Post Style Shelving

△ Available in Zinc Lacquered or Stainless Steel Shelves & Galvanised or Stainless Steel Posts (Shown With Zinc Lacquered Wire Shelves & Galvanised Posts)

Product Name	Lengths (mm)	Widths (mm)	Heights (mm)	Capacity (kg)
ABS Real Tuff Shelves Galvanised Posts & Frames	600 750 900 1050 1200 1350 1500 1650 1800	300 450 525 600	1200 (3 Tier Standard) 1800 (4 Tier Standard) 2000 (5 Tier Standard)	250 Per Level
ABS Real Tuff Shelves Stainless Steel Posts & Frames	600 750 900 1050 1200 1350 1500 1650 1800	300 450 525 600	1200 (3 Tier Standard) 1800 (4 Tier Standard) 2000 (5 Tier Standard)	250 Per Level
Post Style Zinc Lacquered Wire Shelves Galvanised Posts	600 750 900 1050 1200 1350 1500 1650 1800	300 450 525 600	1200 (3 Tier Standard) 1800 (4 Tier Standard) 2000 (5 Tier Standard)	200 Per Level (Lengths Up to 1200mm Long) 150 Per Level (Lengths 1350 – 1800mm Long)
Post Style Stainless Steel Shelves Stainless Steel Posts	600 750 900 1050 1200 1350 1500 1650 1800	300 450 525 600	1200 (3 Tier Standard) 1800 (4 Tier Standard) 2000 (5 Tier Standard)	200 Per Level (Lengths Up to 1200mm Long) 150 Per Level (Lengths 1350 – 1800mm Long)
M-Span Shelving Polypropylene Shelves Galvanised Posts	600 750 900 1050 1200 1350 1500	310 460 610	1200 (3 Tier Standard) 1800 (4 Tier Standard) 2000 (5 Tier Standard)	200 Per Level (Lengths Up to 1200mm Long) 150 Per Level (Lengths 1350 – 1800mm Long)
M-Span Shelving Polypropylene Shelves Stainless Steel Posts	600 750 900 1050 1200 1350 1500	310 460 610	1200 (3 Tier Standard) 1800 (4 Tier Standard) 2000 (5 Tier Standard)	200 Per Level (Lengths Up to 1200mm Long) 150 Per Level (Lengths 1350 – 1800mm Long)



# SHELVING & RACKING

## Chrome Wire Display Shelving (General & Dry Area Use)

### Chrome Wire Shelving:

△ Allows Air to Circulate Over Stored Items, Preventing Dust Collection  
△ Commercial Grade Chrome Wire △ Assists in Complying With AS4187:2014 △ High Load Capacity & Structural Rigidity △ Optional Castors, Side Ledges, Rear Ledges & Shelf Dividers Available



Chrome Wire Shelving  
△ Ideal For Archive Boxes



Chrome Wire Shelving  
(Shown With Optional Castors)



Chrome Wire Shelving

Product Name	Lengths (mm)	Widths (mm)	Heights (mm)	Capacity Per Shelf (kg)
Chrome Wire Shelving	460	300	1390	150
	610			
	760			
	910			
	1070			
	1220			
	1360			
	1520			
Side Ledges	1820			
	360		100	
	460			
	530			
	610			
Rear Ledges	910		100	
	1070			
	1220			
	1360			
	1520			
Shelf Divider	1820		200	
	360			
	460			
	530			
	610			



Side & Rear Ledges

# SHELVING & RACKING

## Industrial & Office Shelving



### Uni Shelving :

△ Versatile Shelving System can be Added to or Configured Easily △ Manufactured & Designed In Australia △ Suitable for Multi-Tier Shelving & Mezzanine Systems △ Adjustable Shelves in 25mm Increments △ Accessories Available; Pull-Out Reference Shelf, Pull-Out Drawer, Pull-Out File Frame, Wire Rack File, Shelf Dividers △ Colours Cyber Grey, White Satin



UNIS900/400 (Shown in Picture)



UNIS900/400/ADD (Shown in Picture)



Uni Shelving (Shown in Picture With Optional Shelf Dividers & Micro Bins)

Product Name	Model	Dimensions LxW (mm)	Capacity (kg)
Uni Shelving	UNIS900/400	900x400x2175	Per Shelf 100
	UNIS1200/400	1200x400x2175	Per Shelf 100
Uni Shelving Add On Bays	UNIS900/400/ADD	900x400x2175	Per Shelf 100
	UNIS1200/400/ADD	1200x400x2175	Per Shelf 100



### Ezi-Slide Aislesavers:

△ Manual (Push-Pull) is a Lightweight Mobile Shelving System for Storage & Filing Applications △ Manufactured & Designed In Australia △ Low Profile Tracks (Wheelchair Friendly) With Discreet Anti-Tilt Mechanism to Reduce Chance of Operator Strain & Loads Imposed on the Floor △ Tracks Don't Require Fixing, Eliminating Any Damage to Floor Coverings △ Shelves Can be Adjusted in 25mm Increments △ Users Can Move Block-Loads up to 1000kg Effortlessly △ Colours Cyber Grey, White Satin



900L x 400W x 2175mm H 8 Bay (Shown in Picture)



900L x 400W x 2175mm H 4 Bay (Shown in Picture)



(Optional Wire File Rack Shown in Picture)

Product Name	Lengths (mm)	Widths (mm)	Heights (mm)	Capacity (kg)
Ezi-Slide Aislesavers	750	300	1875 2175	Bay Load 500
	900	400		
	1000	450		
	1200	600		



# SHELVING & RACKING

## Warehouse Shelving



### Uni-Span Longspan Shelving:

Δ Suited to the Storage of Large, Heavy Loads That Cannot be Supported in Standard Steel Shelving Δ Fast & Easy to Assemble Δ Secured With Safety Pins to Prevent Beam Dislodgement Δ Shelves Adjustable In 50mm Increments Δ Quality Silver Grey Powdercoated Frames With Particle Board Shelves (Optional Melamine & Galvanised Sheet Metal Shelves & Mesh Decking Available)



**UNI-SPAN LONGSPAN**  
(Shown With 2 x Bays & Particle Board Shelves)



**SHELF OPTIONS** (Standard Particle Board)  
1. Particle Board 2. Melamine Board 3. Galvanised Sheet Metal 4. Mesh Decking



**UNI-SPAN LONGSPAN**  
(Shown With 1 x Bay & Particle Board Shelves)



**UNI-SPAN LONGSPAN**  
(Shown With Optional End Frame Cover Panels & Melamine Shelf Inserts)



### Stallion Shelving:

Δ Ideal for Storing Products that Require Easy Access Δ Solid Steel Frame With Melamine Shelf Inserts Δ Tear Drop Connectors Allow for Assembly Without Need for Nuts & Bolts Δ Quality Dark Grey Powdercoated Frames With Light Grey Melamine Shelves



**SS1200/400 STALLION SHELVING**

Product Name	Model	Size LxW (mm)	Height (mm)	No of Shelves	Capacity (kg)
Uni Span Longspan Shelving	LS1800/450	1800x450	2100	4	500
	LS1800/600	1800x600	2100	4	500
	LS1800/840	1800x840	2100	4	500
	LS2400/450	2400x450	2100	4	500
	LS2400/600	2400x600	2100	4	500
	LS2400/840	2400x840	2100	4	500
Stallion Shelving	SS1200/400	1200x400	1800	5	250



# SHELVING & RACKING

## Warehouse Racking


### Selective Pallet Racking:

△ Pallet Racking Provides Direct Access to Every Pallet △ Selective Pallet Racking is the Most Popular Racking System for Palletised Goods △ Can be Accessed By Reach Trucks, Counterbalanced Forklifts, Walkie Stackers & Stock Pickers △ Frame Constructed From Roll Formed Steel, Providing Strength & Rigidity △ Particleboard & Mesh Decks Available to Create Shelf Levels in Rack △ Galvanised Frames & Powdercoated Beams



**SELECTIVE PALLET RACKING**  
△ Colour Beams (Blaze Blue) Frame (Galvanised)

Product Name	Beam Lengths (mm)	Frame Widths (mm)	Frame Heights (mm)	Capacity (kg)
Selective Pallet Racking	1370	450	2400	Beams Range from 80 - 160mm in Height - Tailored For Each Project
	2585	600	3600	
	2750	840	4275	
	3040	1050	4800	
	3900	1200	6000	
			7200	



**Optional Manta Mesh to Suit Pallet Racking**  
△ Allows Storage of Skids, Pallets or Small Parts  
△ Does Not Allow Dirt or Dust to Build Up



**STANDARD PALLET RACKING BEAMS**  
△ Beam Sizes 80mm - 160mm H x 1.5mm Wall

### Cantilever Racking:

△ Designed for Storage of Long or Irregular Loads that Don't Fit on Conventional Pallet Racking Such as PVC, Wood & Steel △ End Stop Pins Available for Arm Ends to Prevent Product From Dislodging off Cantilever Arms △ Columns Have Been Formed From Thick Walled Channels that Have Been Stitch Welded to Ensure Strength △ Superior Bracing Design, Featuring Horizontal & Diagonal Braces that have been Designed to Transfer Load to the Ground, Evenly Distributing Weight △ Powdercoated Finish (Optional Hot Dipped Galvanised Available for Outdoor Applications)



**HEAVY DUTY CANTILEVER RACKING**  
△ Hot Dipped Galvanised



**LIGHT DUTY CANTILEVER RACKING BASE**  
△ Powdercoated Blue

**LIGHT DUTY CANTILEVER RACKING ARM**  
△ Powdercoated Blue



**LIGHT DUTY CANTILEVER RACKING**  
△ Powdercoated Blue

Product Name	Arm Length (mm)	Column Centres (mm)	Column Height (mm)	Capacity (kg)
Cantilever Racking – Light Duty	750 900	1000 1500	2400	Per Arm 250 Per Column 1600
Cantilever Racking – Heavy Duty	1200	1200 1500 1800	4800	Per Arm 1000 Per Column 4800




# FACTORY EQUIPMENT & OFFICE STORAGE

## Commercial Entrance & Chair Mats



### Entrance Mats - Absorba:

△ Grippers On Underside Minimise Movement △ For Indoor & Undercover Outdoor Use




**Absorba**

△ Colours Pepper, Green, Red, Blue & Brown




### Entrance Mats - Prestige:

△ Grippers On Underside Minimise Movement △ For Indoor & Undercover Outdoor Use



**Prestige**

△ Colour Charcoal



### Entrance Mats - Ribbed:

△ Effective & Economical Mat for Medium Traffic Areas  
△ For Indoor Use




**Ribbed**

△ Colours Red, Green, Pepper, Blue & Brown



### Entrance Mats - Rubber Brush Scraper:

△ Rubber Studs Dislodge Dirt From Shoes △ For Outdoor Use



**Rubber Brush Scraper**

△ Colour Black



Product Name	Model	Size LxWxH (mm)	Foot Traffic
Entrance Mats Absorba	AB23	860x620x10	High
	AB35	1440x860x10	High
	AB38	2400x860x10	High
	AB310	2970x860x10	High
	AB46	1690x1140x10	High
	AB48	2400x1140x10	High
	AB410	2970x1140x10	High
	AB68	2400x1750x10	High
	AB610	2920x1750x10	High
	AB620	6045x1800x10	High
Entrance Mats Prestige	PSM3D	750x460x11	Medium
	PSM6D	900x600x11	Medium
	PSM12D	1500x900x11	Medium
	PSM18D	1800x1200x11	Medium
Entrance Mats Ribbed	RM23	900x600x8	Medium
	RM35	1500x900x8	Medium
	RM46	1800x1200x8	Medium
Entrance Mats Rubber Brush Scraper	RBB	810x610x11	Heavy
	RBM	1070x710x11	Heavy
	RBL	1830x910x11	Heavy



### Chair Mats - PVC:

△ Carpet Option Also Available For 6 -12mm & 12 - 30mm Thick Carpet Including Underlay △ Hardwood Option for Tiles, Timber, Polished Concrete & Vinyl △ Available With Grippers for Carpet Floors △ Available With Smooth Back for Hard Floors



**PVC Chair Mat**

△ Colour Clear

Product Name	Model	Size LxWxH (mm)
Chair Mats PVC (For 6mm Carpets Including Underlay)	AMP34G	1220x920x3
	AMP45G	1350x1140x3
	AMP50G	1500x1200x3
Chair Mats PVC (For Hardwood Floors)	AMH34S	1220x915x3
	AMH45S	1350x1150x3
	AMH50S	1510x1160x3



# FACTORY EQUIPMENT & OFFICE STORAGE

## Commercial Safety Mats



### Comfort & Safety Mats - Ergo Tred:

△ Suited to Relieve Strain of Constant Standing △ 100% Natural Rubber



**Ergo Tred**  
△ Colour Black (Also Yellow Border)



### Comfort & Safety Mats - Air Grid:

△ Relieves Strain on Legs △ Ideal for Demanding Wet or Dry Areas  
△ 100% Natural Rubber



**Air Grid**  
△ Colours Black (Also Yellow Border) & Terracotta (Grease Proof)



### Comfort & Safety Mats – Diamond Foot:

△ Slip Resistant, Hard Wearing & Chemical Resistant Surface  
△ Ideal for Dry Areas Including Warehouses & Workstations



**Diamond Foot**  
△ Colour Black (Also Yellow Border)



### Comfort & Safety Mats - Safety Cushion:

△ Comfortable Non Slip Mat △ Ideal for Factories, Food Preparation Areas, Boats & Behind Counters



**Safety Cushion**  
△ Colours Black & Terracotta (Grease Proof)



### Comfort & Safety Mats – Comfort Stand II:

△ Ultra Comfortable, Anti Fatigue & Anti Slip △ Ideal For Sit/Stand Desks, Checkouts, Counters, Production Lines & Computer Areas



**Comfort Stand II**  
△ Colour Charcoal



### Specialised Safety Mat - Fire Resistant Mat:


△ Mat is Inherent With a Combination of Properties for Resisting Fire △ Very Low Smoke Emission △ Does Not Emit Chlorine or Chlorinated Gaseous Compounds

**Fire Resistant Mat**  
△ Colour Black



### Specialised Safety Mats – Welding Mat:

△ Modular, Anti-Slip & Anti Fatigue Mat Used in Welding Areas  
△ Designed to Resist Welding Flux & Grinding Sparks of 1300 – 1500 Centigrade for Less Than 3 Seconds △ Available in Single Square Sections or End & Centre Pieces for Longer Mats △ Resists Most Common Greases & Oils



**Welding Mat**  
△ Colour Black



Product Name	Model	Size LxWxH (mm)
Comfort & Safety Mats Ergo Tred	ASBLK Black Border	900x600x16
	ASYEL Yellow Border	900x600x16
	ETMBLK Black Border	1200x900x16
	ETMYEL Yellow Border	1200x900x16
Comfort & Safety Mats Air Grid	AG23BLK	900x600x14
	AG23YEL Yellow Border	900x600x14
	AG34BLK	1200x900x14
	AG34G Grease Proof	1200x900x14
Comfort & Safety Mats Diamond Foot	AG34YEL Yellow Border	1200x900x14
	DF23BLK Black Border	900x600x15
	DF23YEL Yellow Border	900x600x15
	DF35BLK Black Border	1500x900x15
Comfort & Safety Mats Safety Cushion	DF35YEL Yellow Border	1500x900x15
	CLS	900x600x12
	CLN	1500x900x12
	CLY Yellow Border	1500x900x12
Comfort & Safety Mats Comfort Stand II	CLG Grease Proof	900x600x12
	CLR Grease Proof	1500x900x12
	COT23CHL	750x500x15
Specialised Safety Mats Welding Mat	WMS Single Mat	800x700x15
	WMC Centre Mat (Modular)	800x700x15
	WME End Mat (Modular)	800x700x15
Specialised Safety Mats Fire Resistant Mat	FR35	1500x900x24



# FACTORY EQUIPMENT & OFFICE STORAGE

## Stationery Cupboards & Filing Cabinets



### Stationery Cupboards:

△ All Steel Powdercoated Construction △ 3 Point Locking System △ Adjustable Shelves △ Extra Shelves Available △ Colours Black, White & Grey



CUP-1020



CUP-1830



CUP-1950



### Filing Cabinets:

△ All Steel Powdercoated Construction △ Heavy Duty Full Extension Ball Baring Runners △ Locking △ Colours Black, White & Grey



FC-2



FC-3



FC-4

Product Name	Model	Dimensions LxWxH (mm)	No of Shelves/ Drawers	Capacity (kg)
Stationery Cupboards	CUP-1020	915x457x1020	2 Shelves	20 Per Shelf
	CUP-1830	915x457x1830	3 Shelves	20 Per Shelf
	CUP-1950	915x457x1950	4 Shelves	20 Per Shelf
	CUP-SHELF (Extra Shelf)			20
Filing Cabinets	FC-2	470x620x722	2 Drawers	35 Per Drawer
	FC-3	470x620x1020	3 Drawers	35 Per Drawer
	FC-4	470x620x1320	4 Drawers	35 Per Drawer

# FACTORY EQUIPMENT & OFFICE STORAGE

## Lockers

### Steel Lockers:

△ All Steel Powdercoated Construction △ Single Action Key Lock (Padlock Fitting Optional) △ Can Bank up to 3 Units Wide △ Colours White & Grey



**L1-300**  
△ Hat Shelf & Hanging Rail  
△ Bank of 1

**L2-300**  
△ Hanging Rail  
△ Bank of 1

**L3-300**  
△ Bank of 1

**L4-300**  
△ Bank of 1



**LS-375**  
△ Allows for Long Hanging Items  
△ Bank of 1



**L1-300-2**  
△ Bank of 2



**L3-300-3**  
△ Bank of 3



**SLOPING TOP**  
△ Suits all Steel Lockers



**LOCKER PLINTH**

Product Name	Model	Dimensions LxWxH (mm)	No of Doors Per Bank	No of Banks
Steel Lockers	L1-300	300x450x1800	1	1
	L1-375	375x450x1800	1	1
	L1-300-2	600x450x1800	1	2
	L1-375-2	750x450x1800	1	2
	L1-300-3	900x450x1800	1	3
	L1-375-3	1125x450x1800	1	3
	L2-300	300x450x1800	2	1
	L2-375	375x450x1800	2	1
	L2-300-2	600x450x1800	2	2
	L2-375-2	750x450x1800	2	2
	L2-300-3	900x450x1800	2	3
	L2-375-3	1125x450x1800	2	3
	L3-300	300x450x1800	3	1
	L3-375	375x450x1800	3	1
	L3-300-2	600x450x1800	3	2
	L3-375-2	750x450x1800	3	2
	L3-300-3	900x450x1800	3	3
	L3-375-3	1125x450x1800	3	3
	L4-300	300x450x1800	4	1
	L4-375	375x450x1800	4	1
Locker Plinths	LPL-300	300x450x150		
	LPL-1200	1200x450x150		
	LPL-300	300x450x450		
	LPL-600	600x450x450		
Sloping Top For Steel Lockers	LPLT-900	900x450x450		
	LPLT-1200	1200x450x450		
	LPLT-375	375x450x450		
	LPLT-750	750x450x450		
Plastic Lockers	LPLT-1125	1125x450x450		
	ABSPL2/1940	380x500x1940	2	1
	ABSPL2/1940B2	760x500x1940	2	2
	ABSPL2/1940B3	1146x500x1940	2	3
	ABSPL3/1940	380x500x1940	3	1
	ABSPL3/1940B2	760x500x1940	3	2
	ABSPL3/1940B3	1146x500x1940	3	3
	ABSPL4/1940	380x500x1940	4	1
	ABSPL4/1940B2	760x500x1940	4	2
	ABSPL4/1940B3	1146x500x1940	4	3
	ABSPL6/1940	380x500x1940	6	1
	ABSPL6/1940B2	760x500x1940	6	2
	ABSPL6/1940B3	1146x500x1940	6	3
	ABSPL1/1010	380x500x1010	1	1
	ABSPL1/700	380x500x700	1	1
	ABSPL1/545	380x500x545	1	1
	ABSPL1/390	380x500x390	1	1

### ABS Plastic Lockers:

△ Made from ABS Plastic Construction △ Lightweight & Easy to Move  
△ Water Resistant Ideal for Pools & Gym △ Colours Blue, Red, Yellow & Green



**ABSPL2/1940**

**ABSPL3/1940**

**ABSPL4/1940**

**ABSPL6/1940**



**ABSPL4/1940B2**



**ABSPL3/1940B3**



# FACTORY EQUIPMENT & OFFICE STORAGE

## Industrial Chairs



### Sit - Stand Stool:

Δ Ideal for People Requiring Temporary Seating & Freedom of Movement Around Workplace Δ Appropriate for People Who Work at Benches or Counters Approx 900mm High Δ Gas Lift Height Adjustment Δ Choose From Glides or Brake Loaded Castors



**POLY SIT STAND**  
Δ Polyurethane Seat (580mm - 840mm)



### Ergonomic Stools:

Δ For Desk, Work Bench or Counter Height Applications Δ 160 Stroke Gas Lift Allows for Excellent Range of Height Adjustment Δ Circular Ring Gas Activation Allows for Easy Access With Both Hands



**POLY ERGO STOOL**  
Δ Polyurethane Seat 440mm - 580mm



**VINYL ERGO STOOL**  
Δ Upholstered Seat 520mm - 720mm



### Laboratory Industrial Chairs:

Δ For Use in any Industrial Workplace, Factory Production Lines, Wet Areas, Laboratories or Clean Room Environments Δ Choose From Glides or Castors Δ Choose From Semi Ergo, Fully Ergo & 3 Lever Fully Ergo Mechanisms



**LAB CHAIR**  
Δ Polyurethane Seat & Back 415mm - 545mm



**LAB DRAFTING CHAIR**  
Δ Polyurethane Seat & Back 580mm - 840mm



### Ergonomic Wing Back Stool:

Δ For Consulting Rooms, Hair Salon & Schools Δ High Grade Black Vinyl Δ Cushion Seat Δ Supportive Wing Back



**ERGO WING BACK STOOL**  
Δ Upholstered Seat 490mm - 640mm

Product Name	Model	Lowest Height Range (mm)	Highest Height Range (mm)	Mechanism
Sit-Stand Stool	Poly Sit Stand	580	840	2 Lever Adjustable – Tilt Angle 1 – 14 Degree
Laboratory Industrial Chairs	Lab Drafting Chair Semi Ergo	580	840	Back Tilt & Gas Activation
	Lab Drafting Chair Fully Ergo	580	840	Back Tilt, Seat Tilt & Gas Activation
	Lab Drafting Chair 3 Lever Fully Ergo	580	840	Independent Levers For Back Tilt, Seat Tilt & Gas Activation
	Lab Chair Semi Ergo	415	545	Back Tilt & Gas Activation
	Lab Chair Fully Ergo	415	545	Back Tilt, Seat Tilt & Gas Activation
	Lab Chair 3 Lever Fully Ergo	415	545	Independent Levers For Back Tilt, Seat Tilt & Gas Activation
Ergonomic Stools	Poly Ergo Stool	440	580	160 Stroke Hand Gas Activation Ring
	Vinyl Ergo Stool	520	720	160 Stroke Hand Gas Activation Ring
Ergonomic Wing Back Stool	Wing Back Stool Semi Ergo	490	640	Back Tilt & Gas Activation

### CHOOSE FROM GLIDES OR CASTORS



Δ Glides



Δ Nylon Castors



Δ Rubber Castors

# FACTORY EQUIPMENT & OFFICE STORAGE

## Heavy Duty Cupboards



### Ezylok Heavy Duty Cupboards:

△ Designed & Manufactured for Harsh Industrial Environments △ Complete Steel Construction With Reinforced Doors Providing Maximum Strength Against Intrusion △ Heavy 1.2mm Sheet Construction △ Sloping Top Model to Stop Items Being Put on Cupboard △ Key Lockable



822008 Closed



822008 Open (Shown With Optional Micro Bins)



822005 Open



822007 Open



822003 Open (Shown With Optional Micro Bins)



822002 Open



822004 Open

Product Name	Model	Dimensions LxWxH (mm)	Shelves	Capacity (kg)
Ezylok Flat Top Cupboards	822008	900x450x1800	5 x Adjustable	120 Per Shelf
	822005	900x450x1800	4 x Adjustable	120 Per Shelf
	822007	900x450x1800	1 x Fixed & 2 x Adjustable Half With Central Divider	120 Per Shelf
Ezylok Slope Top Cupboards	822003	900x450x2000	5 x Adjustable	120 Per Shelf
	822002	900x450x2000	4 x Adjustable	120 Per Shelf
	822004	900x450x2000	1 x Fixed & 2 x Adjustable Half With Central Divider	120 Per Shelf



# FACTORY EQUIPMENT & OFFICE STORAGE

## Mobile Workstations



**Ezylok Mobile Workstations:**

Δ Strong, Durable & Built to Last Δ Fitted With Heavy Duty Non Marking Castors Δ Flexibility to be Fitted With Cupboards or Drawer Units Δ Key Lockable Δ Powdercoated, Quality Finish



215013



215012



215018



215011



215006



215007



215008



215009

Product Name	Model	Dimensions LxWxH (mm)	Components	Capacity (kg)
Ezylok Mobile Workstations	215013	500x500x1030	1 x Cupboard 1 x Drawer	250
	215012	500x500x895	1 x Cupboard	250
	215018	500x500x880	1 x 6 Drawers	250
	215011	1000x500x895	1 x Cupboard	400
	215006	1000x500x895	1 x Cupboard 1 x Single Drawer	400
	215007	1000x500x895	1 x Cupboard 2 x Single Drawers	400
	215008	1000x500x895	1 x Cupboard 3 x Single Drawers	400
	215009	1000x500x895	1 x Cupboard 1 x 6 Drawers	400

# FACTORY EQUIPMENT & OFFICE STORAGE

## Workbenches Modular



### Ezylock Heavy Duty Modular Workbenches :

△ Modular Components of Leg Units, Drawers, Cupboards & Workbench Tops △ Adjustable Heights From 700 - 900mm △ Optional Castors Available △ Optional Workbench Tops Available, Hardboard on Steel, Formica, Stainless Steel, Duraloid & Antistatic △ Powdercoated, Quality Finish



G1-189-T1-12  
(Shown With Optional Castors)



G2-189-T1-12



G4-189-T1-12



G5-189-T1-12



G6-189-T1-12



G7-189-T1-12



G8-189-T1-18



G9-189-T1-12



G11-189-T1-12

Product Name	Model	Dimensions LxWxH (mm)	Components	Capacity (kg)
G1 Ezylock HD Modular Workbenches	G1-189-T1-12	1200x750x750-900	2 x Adjustable Leg Units	800
	G1-189-T1-15	1500x750x750-900	1 x 3mm Steel Top	800
	G1-189-T1-18	1800x750x750-900	1 x Undershelf	800
G2 Ezylock HD Modular Workbenches	G2-189-T1-12	1200x750x750-900	4 x Adjustable Footplates	800
	G2-189-T1-15	1500x750x750-900	1 x Single Drawer	800
	G2-189-T1-18	1800x750x750-900	1 x Cupboard	800
G4 Ezylock HD Modular Workbenches	G4-189-T1-12	1200x750x750-900	2 x Adjustable Leg Units	800
	G4-189-T1-15	1500x750x750-900	1 x 3mm Steel Top	800
	G4-189-T1-18	1800x750x750-900	1 x Undershelf	800
G5 Ezylock HD Modular Workbenches	G5-189-T1-12	1200x750x750-900	4 x Adjustable Footplates	800
	G5-189-T1-15	1500x750x750-900	1 x Single Drawer	800
	G5-189-T1-18	1800x750x750-900	1 x Cupboard	800
G6 Ezylock HD Modular Workbenches	G6-189-T1-12	1200x750x750-900	2 x Adjustable Leg Units	800
	G6-189-T1-15	1500x750x750-900	1 x 3mm Steel Top	800
	G6-189-T1-18	1800x750x750-900	1 x Undershelf	800
G7 Ezylock HD Modular Workbenches	G7-189-T1-12	1200x750x750-900	4 x Adjustable Footplates	800
	G7-189-T1-15	1500x750x750-900	2 x Single Drawers	800
	G7-189-T1-18	1800x750x750-900	1 x Cupboard	800
G8 Ezylock HD Modular Workbenches	G8-189-T1-18	1800x750x750-900	2 x Adjustable Leg Units	800
			1 x 3mm Steel Top	800
			1 x Undershelf	800
G9 Ezylock HD Modular Workbenches	G9-189-T1-12	1200x750x750-900	4 x Adjustable Footplates	800
	G9-189-T1-15	1500x750x750-900	2 x 6 Drawers	800
	G9-189-T1-18	1800x750x750-900	1 x Cupboard	800
G11 Ezylock HD Modular Workbenches	G11-189-T1-12	1200x750x750-900	2 x Adjustable Leg Units	800
	G11-189-T1-15	1500x750x750-900	1 x 3mm Steel Top	800
	G11-189-T1-18	1800x750x750-900	1 x Undershelf	800



# FACTORY EQUIPMENT & OFFICE STORAGE

## Workbenches Custom

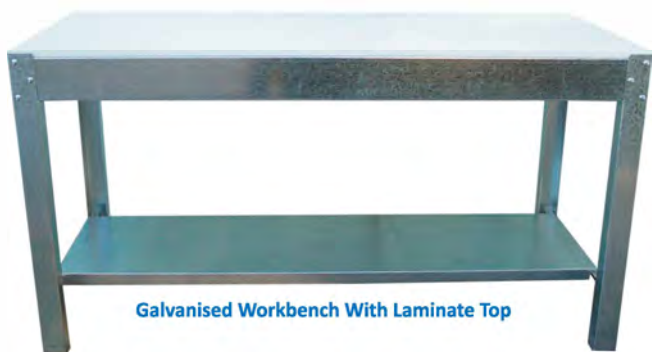
**7 Custom Workbenches Made To Suit Any Application:**  
△ Quality Workbenches Made to Suit Any Application △ Tente Can Design Your Workbench if Required △ Made from Powdercoated Steel, Stainless Steel, Galvanised, MDF Tops, Laminate Tops Etc to Suit Packing Areas, Food Areas, Workshops △ Optional Castors Available



**Powdercoated Steel Workbench**  
(Shown With Optional Castors)



**Counter Bench With MDF Top**  
(Shown With Optional Castors)



**Galvanised Workbench With Laminate Top**



**Packing Bench With MDF Shelves**  
(Shown With Optional Castors)



**Pallet Racking Bench With MDF Shelves**  
(Shown With Optional Castors)



**Steel Workbench**



**Full Stainless Steel Bench** (Shown With Optional Stainless Steel Castors)



**Full Twin Stainless Steel Bench**  
(Shown With Optional Castors)

# SAFETY & HAZARDOUS STORAGE

## Drum Spillage




### Polyethylene Bunded Pallets:

△ Strong UV Resistant Polyurethane, Meets AS/NZ Standards  
△ Removable Fibreglass Grates for Easy Cleaning △ Nestable for Transport



MXP1001



MXP1002



### Low Profile Polyethylene Bunded Pallets:

△ Strong UV Resistant Polyurethane, Meets AS/NZ Standards  
△ Ideal for Storage of Drums That Need to be Frequently Handled Position △ Built in Handles △ Built for Use In Tight Spaces Whilst Meeting Regulations △ Optional Ramp Available



MXP2006



MXP2001



### Galvanised Bunded Pallets:

△ Designed for Bunding Flammable Liquids, Meets AS/NZ Standards  
△ Tough Metal Construction, Fully Galvanised △ Plastic Barrel Option Available △ Removable Fibreglass Grates for Easy Cleaning




MBG-BP01



MBG-BP02



MXP2002



MXP2003

Product Name	Model	Size LxWxH (mm)	No of Drums	Capacity (kg)
Polyethylene Bunded Pallets	MXP1001	1290x860x440	2	500
	MXP1002	1290x1290x250	4	1000
Galvanised Bunded Pallets	MBG-BP01	1220x670x400	2	800
	MBG-BP02	1320x1220x400	4	1250
Low Profile Polyethylene Bunded Pallets	MXP2006	710x710x150	1	250
	MXP2001	1290x710x150	2	500
	MXP2002	1290x1290x150	4	1000
	MXP2003	2550x740x160	4	1000



### Drum Trays:

△ Ultra Tough Polymer Construction, Complies to AS/NZ Standards △ Long Term UV Resistance



AMSBT Single Drum Tray



AMMT Maxi Tray



AMMEGT Mega Tray

Product Name	Model	Size LxWxH (mm)	No of Drums	Capacity (Litres)
Drum Trays	AMSBT Single Drum Tray	1000x850x350	1	265
	AMMT Maxi Tray	1300x750x180	2	175
	AMMEGT Mega Tray	1300x1200x180	2	270
	AMTT Triple Tray	1900x750x180	3	240



AMTT Triple Tray



# SAFETY & HAZARDOUS STORAGE

## Gas Cylinder Storage Cages



### Gas Cylinder Storage Cages Single Sided Access:

△ Each Cylinder Individually Restrained for Outdoor Use △ Can also be Moved Around With Inbuilt Forklift Channels  
△ Locks up for Security △ Manufactured to Comply With AS4332-2004



AG1SS



AG2SS



AG6SS



AG4SS



AG12SS



AG24SS



### Gas Cylinder Storage Cages Dual Sided Access:

△ Dual Sided For Easy Access For Outdoor Use △ Can also Be Moved Around With Inbuilt Forklift Channels △ Fold Down Ramps For Easy Access On Both Sides △ Double Door Version Also Available  
△ Manufactured To Comply With AS4332-2004



AG04D



AG06DS



AG04DS



AG06D

Product Name	Model	External Dims LxWxH (mm)	Internal Dims LxWxH (mm)	Capacity
Gas Cylinder Storage Cages Single Sided	AG1SS	550x550x2000	500x500x1907	Small
	AG2SS	855x585x1760	780x520x1654	Medium
	AG4SS	850x950x1900	800x900x1807	Large
	AG6SS	1340x960x2000	1240x860x1907	X Large
	AG12SS	1740x1170x2000	1640x1070x1907	XX Large
	AG24SS	3600x1170x2000	1125x1070x1820	XXX Large
Gas Cylinder Storage Cages Dual Sided	AG04D	860x970x2000	760x870x1925	Small
	AG06D	1230x970x2000	1130x870x1925	Large
	AG04DS	860x970x2000	760x870x1925	Small
	AG06DS	1230x970x2000	1130x870x1925	Large



# SAFETY & HAZARDOUS STORAGE

## Corrosive Substance Storage Cabinets



### Corrosive Substance Storage Cabinets:

△ Features Patented Safe-T-Close Sequential Closing System △ Ideal for Everyday Safe Storage of Most Classes of Dangerous Goods, Suited to Class 8 Corrosive Goods △ Compliant With Legislative Requirements



SC0308



SC0608



SC1008



SC1608



PS1618



SC2508

Product Name	Model	External Dims LxWxH (mm)	Internal Dims LxWxH (mm)	Sump Capacity (L)	Capacity (L)	Shelves Including Base
Corrosive Substance Storage Cabinets	SC0308	500x450x800	418x370x553	23	30	2
	SC0608	500x450x1065	418x370x818	23	60	2
	SC1008	920x615x800	838x535x553	45	100	2
	SC1608	1100x450x1220	1018x370x973	57	160	2
	PS1618	1384x454x1100	1300x365x858	76	160	2
	SC2508	1100x500x1750	1018x420x1503	65	250	3



# SAFETY & HAZARDOUS STORAGE

## Flammable Storage Cabinets



### Flammable Liquid Storage Cabinets:

△ Features Patented Safe-T-Close Sequential Closing System △ Ideal for Everyday Safe Storage of Most Classes of Dangerous Goods, Suited to Class 3 Flammable Goods △ Compliant With Legislative Requirements



SC030



SC060



SC100



SC160



SC205H



SC170



SC250



SCV



SC300



SC350

Product Name	Model	External Dims LxWxH (mm)	Internal Dims LxWxH (mm)	Sump Capacity (L)	Capacity (L)	Shelves Including Base
Flammable Liquid Storage Cabinets	SC030	500x450x800	418x370x553	23	30	2
	SC060	500x450x1065	418x370x818	23	60	2
	SC100	920x615x800	838x535x553	45	100	2
	SC160	1100x450x1220	1018x370x973	57	160	2
	SC170	700x450x1750	618x370x1503	35	170	2
	SC205H	760x1220x1370	678x1140x1123	116	205	1
	SC250	1100x500x1750	1018x420x1503	65	250	3
	SCV	806x804x1880	726x726x1608	80	250	2 (Roller Base)
	SC300	806x804x1880	726x726x1608	80	300	3
	SC350	1166x804x1880	1084x726x1608	118	350	3

# Contact Tente for Castor & Wheel Catalogue or Visit [tente.com/en-au](https://tente.com/en-au)



e-drive



Alpha



Delta



Delta twin



Zeta



Kappa



Omikron



Radiata



Kappa flex



Scout



Integral



Integral twin



Linea



Aviana



Agila



Stora



Mono



Galea



Levina



Lumina



Stylea



Smiles



Compacta



Glide









**TENTE**

BETTER MOBILITY. BETTER LIFE.

## **Tente Castors & Wheels Pty Ltd**

Unit B4, 3 - 29 Birnie Avenue  
Lidcombe NSW 2141  
(PO Box 322, Sydney Markets NSW 2129)  
[sales.au@tente.com](mailto:sales.au@tente.com)  
[tente.com.au](http://tente.com.au)

**Ph: 1300 836 831**